

睿信液压

RUSIN HYDRAULIC

产品目录 CATALOGUE



TEST POINT HOSE FITTINGS



HYDRAULIC HOSE FITTINGS



北京睿信国际贸易有限公司
BEIJING RUSIN CO., LIMITED

睿信液压

RUSIN HYDRAULIC

专注于生产优质液压接头产品

Focus on manufacture high quality hydraulic hose fittings

The Located Of RUSIN HYDRAULIC



北京睿信国际贸易有限公司

BEIJING RUSIN CO.,LIMITED

地址：北京市朝阳区南四环成寿寺路308号

ADD:NO.308 Chengshousi Road, 4th south ring road, Chaoyang District ,Beijing City ,China.

电话：0086-18513106215

TEL : 0086-18513106215

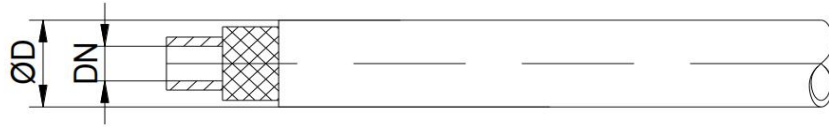
邮编：100078

P.C. : 10078

Web : www.rusinhydraulic.com

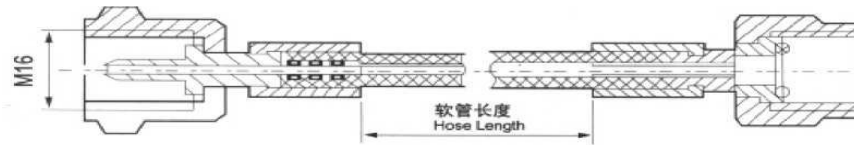


Test Hose



| DN | ΦD | W.P | B.P | Inner | enhancement layer | outer layer | temperature range |
|----|----|---------|----------|-------|-------------------|-------------|-------------------|
| 2 | 5 | 630 Bar | 1600 Bar | PA | Aramid fiber | PA | -35℃~100℃ |

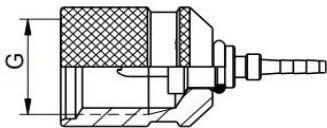
Test Hose Assembly



Hose End Of Fittings

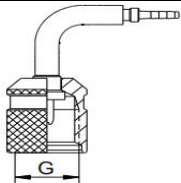
Chart

| Metric thread nut connection | G | SW/ΦD | DN | W.P Bar |
|------------------------------|---|-------|----|---------|
|------------------------------|---|-------|----|---------|



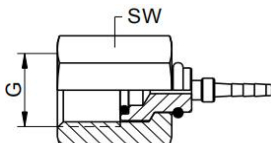
| | | | |
|---------|----|---|-----|
| M16*2 | 19 | 2 | 630 |
| M16*1.5 | 19 | 2 | 630 |

90°Metric thread nut connection



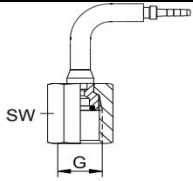
| | | | |
|---------|----|---|-----|
| M16*2 | 19 | 2 | 630 |
| M16*1.5 | 19 | 2 | 630 |

Pressure gauge fitting with O-ring



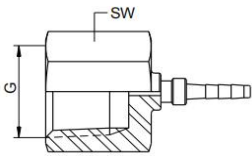
| | | | |
|-------|----|---|-----|
| G 1/4 | 17 | 2 | 630 |
| G 1/2 | 27 | 2 | 630 |

90° Pressure gauge fitting with O-ring



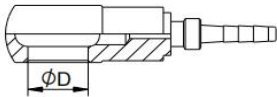
| | | | |
|-------|----|---|-----|
| G 1/4 | 17 | 2 | 630 |
| G 1/2 | 27 | 2 | 630 |

Pressure gauge fitting



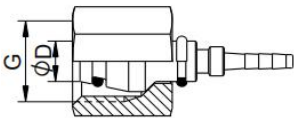
| | | | |
|---------|----|---|-----|
| 1/4 NPT | 17 | 2 | 630 |
| 1/2 NPT | 27 | 2 | 630 |

Straight banjo

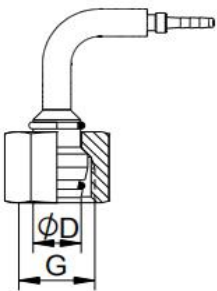


| | | | |
|--|---|---|-----|
| | 8 | 2 | 200 |
|--|---|---|-----|

O-ring Metric Female 24° cone straight & elbow 90°

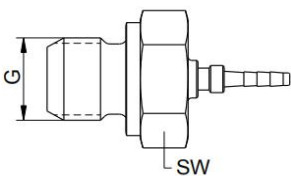


| | | | |
|---------|---|---|-----|
| M12*1.5 | 6 | 2 | 630 |
| M14*1.5 | 6 | 2 | 630 |



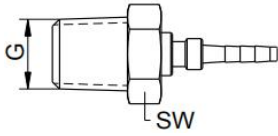
| | | | |
|---------|----|---|-----|
| M12*1.5 | 8 | 2 | 630 |
| M14*1.5 | 8 | 2 | 630 |
| M12*1.5 | 10 | 2 | 630 |
| M14*1.5 | 10 | 2 | 630 |

Male fitting



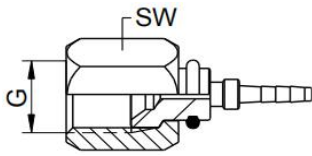
| | | | |
|---------|----|---|-----|
| M12*1.5 | 17 | 2 | 630 |
| G 1/8 | 14 | 2 | 630 |
| G 1/4 | 19 | 2 | 630 |

Taper male fitting



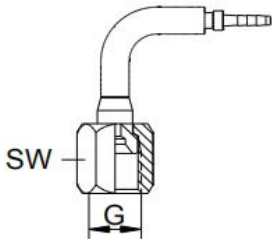
| | | | |
|---------|----|---|-----|
| 1/8 NPT | 12 | 2 | 630 |
| 1/4 NPT | 17 | 2 | 630 |

Female swivel ORFS



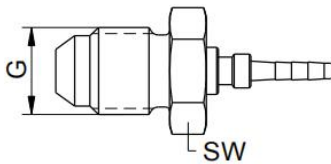
| | | | |
|----------|----|---|-----|
| 7/16 UNF | 14 | 2 | 630 |
| 1/2 UNF | 17 | 2 | 630 |
| 9/16 UNF | 19 | 2 | 630 |

Female swivel ORFS 90°



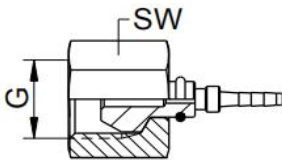
| | | | |
|----------|----|---|-----|
| 7/16 UNF | 14 | 2 | 630 |
| 1/2 UNF | 17 | 2 | 630 |
| 9/16 UNF | 19 | 2 | 630 |

Male ORFS



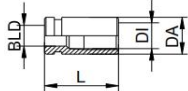
| | | | |
|----------|----|---|-----|
| 7/16 UNF | 14 | 2 | 630 |
| 1/2 UNF | 17 | 2 | 630 |
| 9/16 UNF | 19 | 2 | 630 |

60°Female swivel



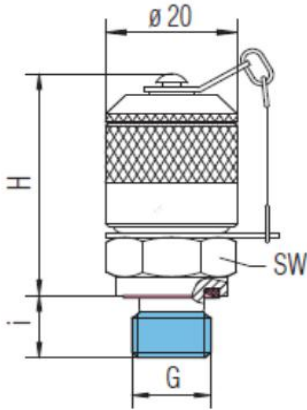
| | | | |
|-------|----|---|-----|
| G 1/8 | 14 | 2 | 630 |
| G 1/4 | 17 | 2 | 630 |

Ferrule

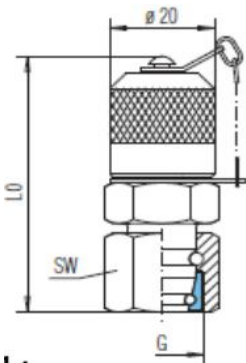


| L | DA | DI | BLD | PM | DN |
|----|----|-----|-----|----|----|
| 14 | 8 | 5.6 | 4.5 | 7 | 2 |

| Test point hose fittings O-ring | G | H | I | SW |
|---------------------------------|----------------|------|-----|----|
| | G1/4-M16*2 | 36 | 10 | 19 |
| | G1/8-M16*2 | 36 | 8 | 17 |
| | G3/8-M16*2 | 36 | 10 | 21 |
| | M8*1-M16*2 | 37 | 6 | 17 |
| | M10*1-M16*2 | 37.5 | 8.5 | 17 |
| | M10*1.25-M16*2 | 39.5 | 8.5 | 17 |
| | M12*1.5-M16*2 | 36 | 10 | 17 |
| | M14*1.5-M16*2 | 36 | 10 | 19 |
| | M16*1.5-M16*2 | 36 | 10 | 19 |
| | UNF7/16-M16*2 | 37.5 | 10 | 19 |
| | UNF9/16-M16*2 | 37.5 | 10 | 19 |



| Test point hose fitting DKO-24° Cone | G | L0 | SW |
|--------------------------------------|---------------|----|----|
| | M14*1.5-M16*2 | 52 | 17 |
| | M16*1.5-M16*2 | 52 | 19 |
| | M18*1.5-M16*2 | 52 | 22 |
| | M20*1.5-M16*2 | 52 | 24 |
| | M22*1.5-M16*2 | 63 | 27 |



Glycerine filled pressure gauges

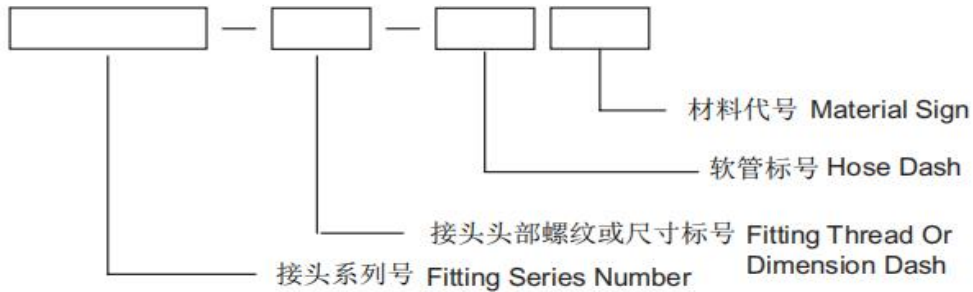


Pressure Range :

| G | Pressure Range | | | | | | | | |
|--------|----------------|--------|--------|--------|-------|-------|-------|-------|--------|
| G 1/4" | 1bar | 2.5bar | 6bar | 10bar | 16bar | 25bar | 40bar | 60bar | 100bar |
| G 1/2" | 1bar | 2.5bar | 6bar | 10bar | 16bar | 25bar | 40bar | 60bar | 100bar |
| G 1/4" | 160bar | 250bar | 400bar | 600bar | | | | | |
| G 1/2" | 160bar | 250bar | 400bar | 600bar | | | | | |



软管接头代号说明 How to order hose fitting



| | | | | | | | | | | | | | | | | |
|-------------------|----|----|----|----|----|----|----|-----|-----|-----|-----|-----|-----|-----|-----|-----|
| 软管公称内径 HOSE DN | 3 | 4 | 5 | 6 | 8 | 10 | 12 | 16 | 20 | 22 | 25 | 32 | 40 | 45 | 50 | 64 |
| 软管标号 HOSE DASH | -1 | -2 | -3 | -4 | -5 | -6 | -8 | -10 | -12 | -14 | -16 | -20 | -24 | -28 | -32 | -40 |

| | | | | | | | | | | | |
|--------------------------------|--------------|--------------|--|---------------|---------------|--------------|---------|---------|----------|---------|--------|
| 英管螺纹 BSP THREAD | G1/8" x28 | G1/4" x19 | -- | G3/8" x19 | G1/2" x14 | G5/8" x14 | G3/4" | G1"x11 | G1.1/4" | G1.1/2" | G2"x11 |
| 英锥管螺纹 BSPT THREAD | R1/8" x28 | R1/4" x19 | -- | R3/8" x19 | R1/2" x14 | -- | R3/4" | R1"x11 | R1.1/4" | R1.1/2" | R2"x11 |
| 布锥管螺纹 NPT THREAD | Z1/8" x27 | Z1/4" x18 | | Z3/8" x18 | Z1/2" x14 | | Z3/4" | Z1" | Z1.1/4" | Z1.1/2" | Z2" |
| 美制JIC螺纹 JIC THREAD | | 7/16" x20 | 1/2" x20 | 9/16" x18 | 3/4" x16 | 7/8" x14 | 1.1/16" | 1.5/16" | 1.5/8" | 1.7/8" | 2.1/2" |
| 美制ORFS螺 纹 ORFS THREAD | | 9/16" x18 | | 11/16" x16 | 13/16" x16 | 1" x14 | 1.3/16" | 1.7/16" | 1.11/16" | 2" | |
| 美制SAE螺 纹 SAE THREAD | | | | 5/8" x18 | | | 1.1/16" | | | | |
| 法兰规格 FLANGE | -- | -- | -- | -- | 1/2" | -- | 3/4" | 1" | 1.1/4" | 1.1/2" | 2" |
| 标号DASH | -2 | -4 | -5 | -6 | -8 | -10 | -12 | -16 | -20 | -24 | -32 |
| 注：公制螺纹标号与螺纹外径一致。 | | | Note: The dash of metric thread accords with the O.D. of thread. | | | | | | | | |

标注示例：15611系列，接头螺纹为Z1/2" X14, 配用软管内径为12MM, 用碳钢制作的接头，代号为15611-08-08, 如用不锈钢 1Cr18Ni9Ti 制作，代号为 15611-08-08SS。

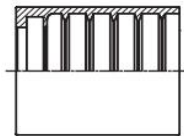
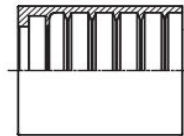
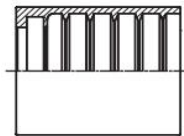
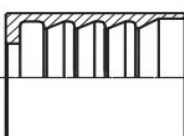

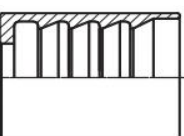
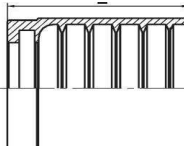
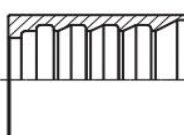
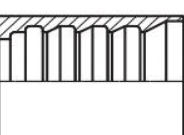
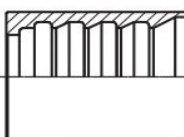
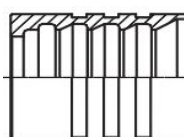
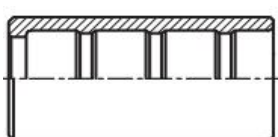
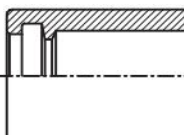
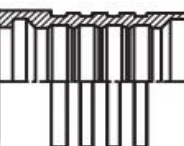
一 芯子编号规则:





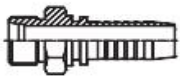















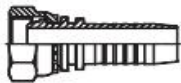

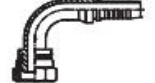


| 第一位 | 第二位 | 第三位 | 第四位 | 第五位 |
|--------|-----------|---------------|--------|----------------|
| 芯头类型 | 螺纹制度 | 连接面 | 弯曲度 | 芯尾类型 |
| 外螺纹1 | 公制0 | 无含义0 | 直芯1 | 编织 (1层和2层) 芯尾1 |
| 扣帽2 | | 球面1 | 45度弯芯4 | 缠绕 (4层) 芯尾2 |
| | 英管螺纹2 | 平面2 | 90度弯芯9 | 剥内胶 (6层) 芯尾3 |
| 串钢丝帽4 | 英锥管螺纹3 | 平面带0型圈3 | | |
| | 美制ORFS螺纹4 | 24度锥面/底座. 轻型4 | | |
| | 美制锥管螺纹5 | 24度锥面/底座. 重型5 | | |
| | 美制JIC螺纹6 | 60度锥面/底座6 | | |
| | 美制SAE螺纹7 | 74度锥面/底座7 | | |
| | 日式公制螺纹8 | 90度锥面/底座8 | | |
| | 日式英管螺纹9 | | | |
| B型卡套式5 | DINO | 0 | 同上 | 同上 |
| B型卡套式5 | 国标公制1 | 0 | | |
| B型卡套式5 | 英制2 | 0 | | |
| K型插装式6 | 煤炭部0 | 0 | 同上 | 同上 |
| K型插装式6 | 英制2 | 0 | | |
| O型铰接式7 | DINO | 0 | 同上 | 同上 |
| O型铰接式7 | 国标公制1 | 0 | | |
| O型铰接式7 | 英制2 | | | |
| F型法兰芯8 | 美制SAE7 | 3000PSI 3 | 同上 | 同上 |
| F型法兰芯8 | 美制SAE7 | 6000PSI 6 | | |
| F型法兰芯8 | 日制8 | 圆型1 | | |
| F型法兰芯8 | 日制8 | 方型3 | | |

















1. 型号最后加T表示套螺母。
2. 对第一位为2、4的芯子须在整个代号后加X，如不加X则表示芯子与螺母的组合件。
如22611-08-08表示英管螺纹60°外锥面带扣压螺母的编织直芯。
22611-08-08X表示配英管螺纹扣压螺母的60°外锥面编织直芯。
3. 对标准设计为圆形的芯子，如需改为六角芯，则在整个代号后加D。
4. 对标准设计为24°加O-RING的芯子，如需改为与24°密封的球形，贝U在代号后加C。
5. 对英锥管外螺纹的芯子，如需加60°内锥，则在整个代号后加SP。

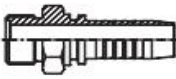


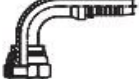
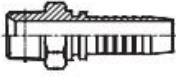
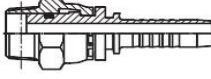
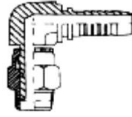


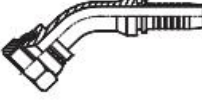
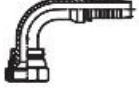


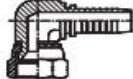




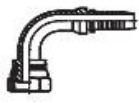



二 套筒编号规则:



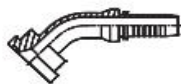
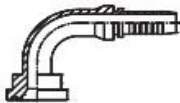


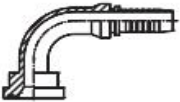

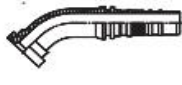


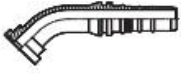
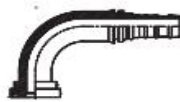
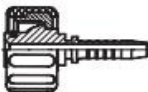


| 第一位 | 第二位 | 第三位 | 第四位 | 第五位 |
|-------|-------|---------|-------|------------|
| 套筒 | 胶管来源 | 加强层 | 剥胶形式 | 特殊规格 |
| 所有套筒0 | 进口胶管0 | 纤维编织0 | 剥外胶0 | R7/R8树脂管8 |
| | 国产胶管1 | 一层编织1 | 不剥外胶1 | 无含义0 |
| | | 二层编织2 | 剥内外胶2 | 无含义0 |
| | | 三层编织3 | | 无含义0 |
| | | 二层钢丝缠绕5 | | 进口 4SP 0 进 |
| | | 四层钢丝缠绕4 | | □ 4SH 1 |
| | | 六层钢丝缠绕6 | | |

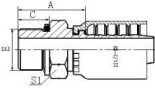
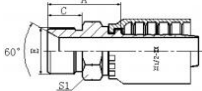
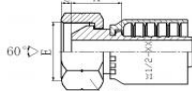
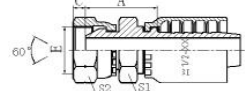
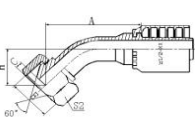
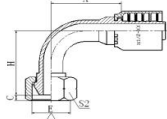
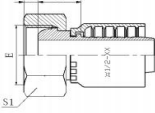
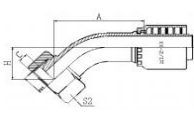
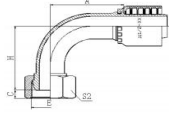
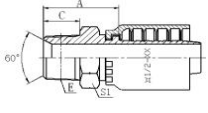
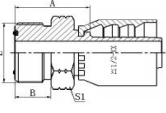
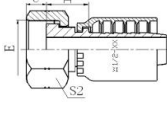
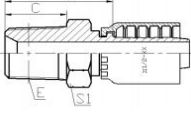
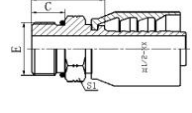
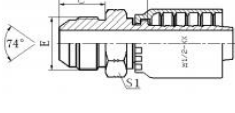
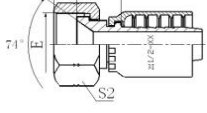
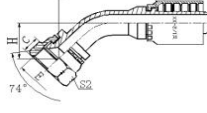
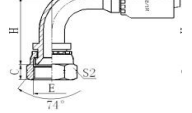
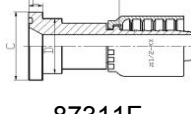
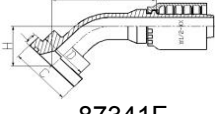

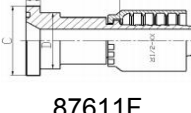


| | | | |
|-----------|---|--|---|
| 套筒FERRULE |  01100 P18 |  00110A P18 |  00110 P18 |
| |  01200 P19 |  00210 P19 |  00200 P20 |
| |  03310 P20 |  00401 P20 |  01400 P21 |
| |  00400 P21 |  00402 P21 |  00018 P22 |
| |  00TFO P22 |  00621 P22 | |

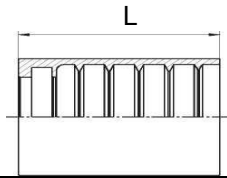
| | | | | | |
|------------------------------|---|---|---|---|---|
| 公制螺纹接头 METRIC | 平面密封 Flat Seal |  |  |  |  |
| | | 10311 P23 | 20211 P23 | 20241 P24 | 20291 P25 |
| | 24°锥密封轻系列 24°cone O-ring seal L.T. |  |  |  |  |
| | | 10411 P25 | 20411 P26 | 20441 P27 | 20491 P28 |
| | 24°锥密封重系列 24°cone O-ring seal H.T. |  |  |  |  |
| | | 10511 P29 | 20511 P29 | 20541 P30 | 20591 P31 |
| | 60°锥密封 60°cone seal |  |  |  |  |
| | 10611 P31 | 20611 P32 | 20641 P33 | 20691 P33 | |
| 74°锥密封 74°cone seal |  |  |  |  | |
| | 10711 P34 | 20711 P35 | 20741 P36 | 20791 P36 | |
| 球面密封 Multi seal | |  |  |  | |
| | | 20111 P37 | 20141 P38 | 20191 P39 | |
| 公制卡套直管 standpipe straight |  | |  | | |
| | 50011 P40 | | 50091 P41 | | |

| | | | | | |
|-------------|----------------------------|--|---|---|---|
| 英管螺纹 BSP | O型圈密封 BSP O-Ring seal |  12211 P42 | | | |
| | 英锥管螺纹 BSPT |  13011-SP P42 | | | |
| | 60°锥密封 BSP 60°cone seal |  12611 P43 |  12611A P43 |  22611 P44 |  22611D P45 |
| | |  22611D-SM P45 |  22641 P45 |  22691 P46 |  22691K P47 |
| | 球面密封 Multi seal |  22111 P47 |  22141 P48 |  22191 P48 | |
| | 平面密封 BSP Flat Seal |  22211 P49 |  22241 P50 |  22291 P50 | |

| | | | | | |
|----------------------------------|---|---|---|---|---|
| 美制螺纹接头 | ORFS螺纹平面密封 ORFS Flat Seal |  |  |  |  |
| | | 14211 P51 | 24211 P51 | 24241 P52 | 24291 P53 |
| | 美制锥螺纹 NPT |  |  |  | |
| | | 15611 P54 | 15611SW P54 | 15691KSW P55 | |
| | JIC螺纹74°锥密封 JIC 74° Cone Seal |  |  |  |  |
| | | | 16711 P56 | 26711 P57 | 26741 P58 |
| | |  |  |  | |
| | 26711D P60 | 26711D-SM P60 | 26791K P61 | | |
| SAE螺纹O型圈密封 SAE O-Ring Seal |  | | | | |
| | 16011 P62 | | | | |
| SAE螺纹90°锥密封 SAE 90° Cone Seal |  |  |  |  | |
| | 17811 P62 | 27811 P62 | 27841 P63 | 27891 P63 | |
| NPSM螺纹 60°锥密封 NPSM 60° Cone Seal | |  |  |  | |
| | | 21611 P64 | 21641 P64 | 21691 P65 | |

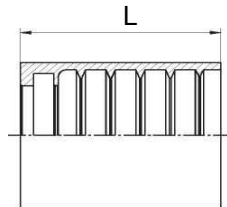
| | | | | | |
|------------------------------|--|---|---|---|---|
| 法兰系列 Flange | SAE 法兰轻系列 SAE Flange L.T. |  |  |  |  |
| | | FL FS P66 | 87311 P66 | 87341 P67 | 87391 P67 |
| | SAE 法兰重系列 SAE Flange H.T. | |  |  |  |
| | | | 87611 P68 | 87641 P68 | 87691 P69 |
| | SAE法兰6000PSI 内锁式 6000PSI Interlock | |  |  |  |
| | | | 87613 P69 | 87643 P70 | 87693 P70 |
| | SAE法兰9000PSI 内锁式 9000PSI Interlock | |  |  |  |
| | | | 87913 P71 | 87943 P71 | 87993 P72 |
| 公制螺纹水管接头 Metric Waterwash | |  | | | |
| | | 20011-ST P73 | | | |
| 双面连接接头 Double Connection | |  |  | | |
| | | 90011 P74 | 90012 p74 | | |

| | | | | | |
|---------------------------------|---|---|---|---|---|
| 一体式接头 ONE PIECE HOSE FITTING | 英管螺纹一体式接头 BSP ONE PIECE HOSE FITTING |  |  |  |  |
| | | 12211F P75 | 12611F P75 | 22611F P76 | 22611DF P76 |
| | |  |  | | |
| | | 22641F P77 | 22691F P77 | | |
| | 美制螺纹一体式接头 |  |  |  |  |
| | | 22111F P78 | 22141F P79 | 22191F P79 | 13011F P80 |
| | |  |  |  |  |
| | | 14211F P81 | 24211F P81 | 15611F P82 | 16011F P83 |
| | SAE 法兰3000PSI 一体式接头 |  |  |  |  |
| | | 16711F P83 | 26711F P84 | 26741F P85 | 26791F P86 |
| | |  |  |  | |
| | | 87311F P87 | 87341F P87 | 87391F P88 | |
| SAE 法兰6000PSI 一体式接头 |  |  |  | | |
| | 87611F P88 | 87641F P89 | 87691F P89 | | |
| | | | | | |



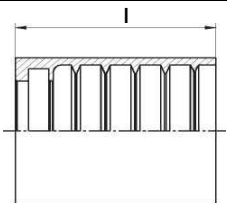
01100
 国产一层编织胶管套筒
 FERRULE FOR CHINA 1 WIRE HOSE

| 代号 PART NO. | 软管 HOSE BORE | | 尺寸 DIMENSIONS | | | |
|----------------|--------------|--------|---------------|----|----|--|
| | 公称内径DN | 标号DASH | | D | L | |
| 00110-03 | 4 | 3 | | 17 | 28 | |
| 00110-04 | 6 | 4 | | 19 | 30 | |
| 00110-05 | 8 | 5 | | 21 | 32 | |
| 00110-06 | 10 | 6 | | 23 | 32 | |
| 00110-08 | 12 | 8 | | 28 | 34 | |
| 00110-10 | 16 | 10 | | 31 | 39 | |
| 00110-12 | 20 | 12 | | 34 | 43 | |
| 00110-14 | 22 | 14 | | 37 | 43 | |
| 00110-16 | 25 | 16 | | 41 | 50 | |
| 00110-20 | 32 | 20 | | 49 | 59 | |
| 00110-24 | 40 | 24 | | 55 | 74 | |



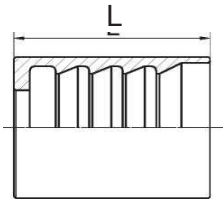
00110A
 SAE100R1AT/DIN20022 1SN 软管套筒
 FERRULE FOR SAE100R1AT/DIN20022 1SN HOSE

| 代号 PART NO. | 软管 HOSE BORE | | 尺寸 DIMENSIONS | | | |
|----------------|--------------|--------|---------------|--|------|--|
| | 公称内径DN | 标号DASH | | | L | |
| 00110-03A | 5 | 3 | | | 23 | |
| 00110-04A | 6 | 4 | | | 27.5 | |
| 00110-05A | 8 | 5 | | | 28 | |
| 00110-06A | 10 | 6 | | | 30 | |
| 00110-08A | 12 | 8 | | | 34 | |
| 00110-10A | 16 | 10 | | | 37 | |
| 00110-12A | 20 | 12 | | | 42 | |
| 00110-16A | 25 | 16 | | | 51 | |



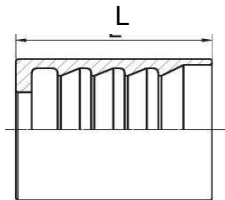
00110
 SAE 100 R1AT/EN 853 1SN 软管套筒
 FERRULE FOR SAE100R1AT/DIN20022 1SN HOSE

| 代号 PART NO. | 软管 HOSE BORE | | 尺寸 DIMENSIONS | | | |
|----------------|--------------|--------|---------------|--|----|--|
| | 公称内径DN | 标号DASH | | | L | |
| 00110-20 | 32 | 20 | | | 59 | |
| 00110-24 | 40 | 24 | | | 74 | |
| 00110-32 | 50 | 32 | | | 78 | |



01200
 国产二层编织胶管套筒
 FERRULE FOR CHINA 2 WIRE HOSE

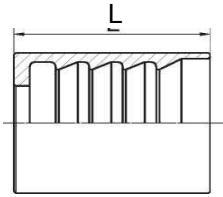
| 代号 PART NO. | 软管 HOSE BORE | | 尺寸 DIMENSIONS | | | |
|----------------|--------------|--------|---------------|----|----|--|
| | 公称内径DN | 标号DASH | | D | L | |
| 01200-04 | 6 | 4 | | 21 | 30 | |
| 01200-05 | 8 | 5 | | 23 | 32 | |
| 01200-06 | 10 | 6 | | 25 | 32 | |
| 01200-08 | 12 | 8 | | 31 | 34 | |
| 01200-10 | 16 | 10 | | 34 | 39 | |
| 01200-12 | 20 | 12 | | 37 | 43 | |
| 01200-14 | 22 | 14 | | 40 | 43 | |
| 01200-16 | 25 | 16 | | 43 | 50 | |
| 01200-20 | 32 | 20 | | 51 | 59 | |
| 01200-24 | 40 | 24 | | 57 | 74 | |
| 01200-28 | 45 | 28 | | 64 | 74 | |
| 01200-32 | 50 | 32 | | 70 | 78 | |



00210
 SAE100R2AT/EN 853 2SN 软管套筒
 FERRULE FOR SAE100R2AT/EN 853 2SN HOSE

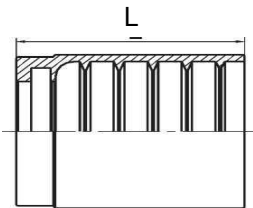
| 代号 PART NO. | 软管 HOSE BORE | | 尺寸 DIMENSIONS | | | |
|----------------|--------------|--------|---------------|--|----|--|
| | 公称内径DN | 标号DASH | | | L | |
| 00210-03 | 5 | 3 | | | 27 | |
| 00210-04 | 6 | 4 | | | 30 | |
| 00210-05 | 8 | 5 | | | 31 | |
| 00210-06 | 10 | 6 | | | 32 | |
| 00210-08 | 12 | 8 | | | 34 | |
| 00210-10 | 16 | 10 | | | 37 | |
| 00210-12 | 20 | 12 | | | 43 | |
| 00210-16 | 25 | 16 | | | 50 | |
| 00210-20 | 32 | 20 | | | 59 | |
| 00210-24 | 40 | 24 | | | 74 | |
| 00210-32 | 50 | 32 | | | 78 | |

注：不推荐用于工程机械。



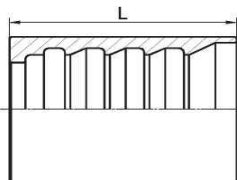
00200
SAE 100 R2AT/EN 853 2SN 软管套筒
FERRULE FOR SAE 100 R2AT/EN 853 2SN HOSE

| 代号 PART NO. | 软管 HOSE BORE | | 尺寸 DIMENSIONS | | | |
|----------------|--------------|--------|---------------|--|----|--|
| | 公称内径DN | 标号DASH | | | L | |
| 00200-20 | 32 | 20 | | | 59 | |
| 00200-24 | 40 | 24 | | | 74 | |
| 00200-32 | 50 | 32 | | | 78 | |



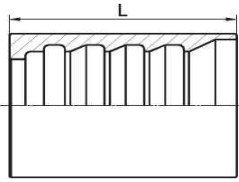
03310
SAE 100 R2AT/EN 853 2SN 软管套筒
FERRULE FOR SAE 100 R2AT/EN 853 2SN HOSE

| 代号 PART NO. | 软管 HOSE BORE | | 尺寸 DIMENSIONS | | | |
|----------------|--------------|--------|---------------|--|------|--|
| | 公称内径DN | 标号DASH | | | L | |
| 03310-03 | 5 | 3 | | | 23 | |
| 03310-04 | 6 | 4 | | | 30.5 | |
| 03310-05 | 8 | 5 | | | 30 | |
| 03310-06 | 10 | 6 | | | 32 | |
| 03310-08 | 12 | 8 | | | 34 | |
| 03310-10 | 16 | 10 | | | 37 | |
| 03310-12 | 19 | 12 | | | 42 | |
| 03310-16 | 25 | 16 | | | 51 | |



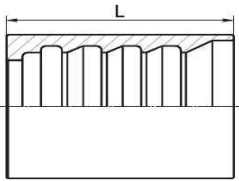
00401
4SH、R12软管套筒
FERRULE FOR 4SH、R12 HOSE

| 代号 PART NO. | 软管 HOSE BORE | | 尺寸 DIMENSIONS | | | |
|----------------|--------------|--------|---------------|--|----|--|
| | 公称内径DN | 标号DASH | | | L | |
| 00401-20 | 32 | 20 | | | 66 | |
| 00401-24 | 40 | 24 | | | 70 | |
| 00401-32 | 50 | 32 | | | 77 | |



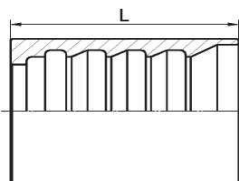
01400
R12 软管套筒
FERRULE FOR R12 HOSE

| 代号 PART NO. | 软管 HOSE BORE | | 尺寸 DIMENSIONS | | |
|----------------|--------------|--------|---------------|--|--|
| | 公称内径DN | 标号DASH | L | | |
| 01400-06 | 10 | 6 | 39 | | |
| 01400-08 | 12 | 8 | 41 | | |
| 01400-10 | 16 | 10 | 43 | | |
| 01400-12 | 20 | 12 | 51 | | |
| 01400-16 | 25 | 16 | 61.5 | | |
| 01400-20 | 32 | 20 | 67.5 | | |
| 01400-24 | 40 | 24 | 75 | | |
| 01400-32 | 50 | 32 | 79 | | |



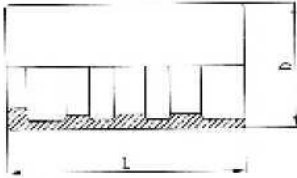
00400
4SP、4SH、R12 软管套筒
FERRULE FOR 4SP、4SH、R12 HOSE

| 代号 PART NO. | 软管 HOSE BORE | | 尺寸 DIMENSIONS | | |
|----------------|--------------|--------|---------------|--|--|
| | 公称内径DN | 标号DASH | L | | |
| 00400-04 | 6 | 4 | 37.5 | | |
| 00400-06 | 10 | 6 | 39 | | |
| 00400-08 | 12 | 8 | 41 | | |
| 00400-10 | 16 | 10 | 43 | | |
| 00400-12 | 20 | 12 | 51 | | |
| 00400-16 | 25 | 16 | 61.5 | | |
| 00400-20 | 32 | 20 | 67.5 | | |
| 00400-24 | 40 | 24 | 75 | | |
| 00400-32 | 50 | 32 | 79 | | |



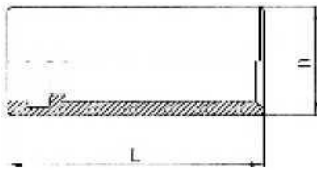
00402
SAE 100 R9AT-R12, EN 856-4SP/04-16 软管套筒
FERRULE FOR SAE 100 R9AT-R12,
EN 856-4SP/04-16 HOSE

| 代号 PART NO. | 软管 HOSE BORE | | 尺寸 DIMENSIONS | | |
|----------------|--------------|--------|---------------|--|--|
| | 公称内径DN | 标号DASH | L | | |
| 00402-04 | 6 | 4 | 30 | | |
| 00402-06 | 10 | 6 | 33 | | |
| 00402-08 | 12 | 8 | 34 | | |
| 00402-10 | 16 | 10 | 39 | | |
| 00402-12 | 20 | 12 | 40 | | |
| 00402-16 | 25 | 16 | 51 | | |
| 00402-20 | 32 | 20 | 60 | | |
| 00402-24 | 40 | 24 | 70 | | |
| 00402-32 | 50 | 32 | 72 | | |



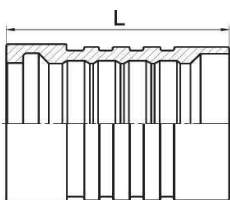
00018
SAE 100 R7软管套筒
FERRULE FOR SAE 100 R7 HOSE

| 代号 PART NO. | 软管 HOSE BORE | | 尺寸 DIMENSIONS | | | |
|----------------|--------------|--------|---------------|--|----|--|
| | 公称内径DN | 标号DASH | | | L | |
| 00018-03 | 5 | 3 | | | 27 | |
| 00018-04 | 6 | 4 | | | 29 | |
| 00018-05 | 8 | 5 | | | 31 | |
| 00018-06 | 10 | 6 | | | 31 | |
| 00018-08 | 12 | 8 | | | 34 | |
| 00018-10 | 16 | 10 | | | 36 | |
| 00018-12 | 20 | 12 | | | 43 | |



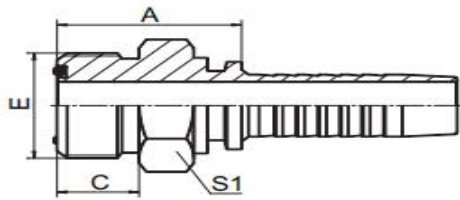
00TF0
铁氟龙套筒
FERRULE FOR TEFLON HOSE

| 代号 PART NO. | 软管 HOSE BORE | | 尺 | DIMENSIONS | |
|----------------|--------------|--------|---|------------|--|
| | 公称内径DN | 标号DASH | | L | |
| 00TF0-03 | 4 | 3 | | 27.5 | |
| 00TF0-04 | 6 | 4 | | 30.7 | |
| 00TF0-05 | 8 | 5 | | 30.6 | |
| 00TF0-06 | 10 | 6 | | 32.1 | |
| 00TF0-08 | 12 | 8 | | 34.3 | |
| 00TF0-10 | 16 | 10 | | 37 | |
| 00TF0-12 | 20 | 12 | | 42.8 | |
| 00TF0-14 | 22 | 14 | | 42.7 | |
| 00TF0-16 | 25 | 16 | | 50.8 | |



00621
GB/T 10544 R13/SAE 100 R13/EN856 R13
软管剥内外胶套筒
INTERLOCK FERRULE FOR GB/T 10544 R13
/SAE 100 R13/EN856 R13 HOSE

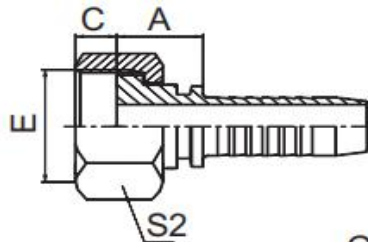
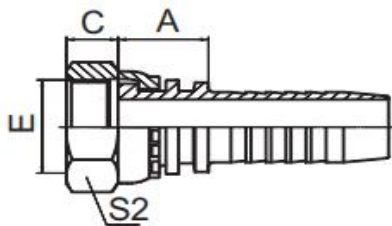
| 代号 PART NO. | 软管 HOSE BORE | | 尺寸 DIMENSIONS | | | |
|----------------|--------------|--------|---------------|--|------|--|
| | 公称内径DN | 标号DASH | | | L | |
| 00621-12 | 20 | 12 | | | 53 | |
| 00621-16 | 25 | 15 | | | 66 | |
| 00621-20 | 32 | 20 | | | 88.5 | |
| 00621-24 | 40 | 24 | | | 102 | |
| 00621-32 | 50 | 32 | | | 108 | |



10311

公制外螺纹平面O形圈密封
 JB O-RING METRIC MALE FLAT SEAL
 参考REF. JB/T 966

| 代号 PART NO. | 螺纹E THREAD E | 软管 HOSE BORE | | 尺寸 DIMENSIONS | | |
|----------------|-----------------|--------------|--------|---------------|----|----|
| | | 公称内径DN | 标号DASH | A | C | S1 |
| 10311-12-04 | M12X1.25 | 6 | 4 | 22.5 | 10 | 14 |
| 10311-12-04D | M12X1.5 | 6 | 4 | 23.5 | 11 | 14 |
| 10311-14-04 | M14X1.5 | 6 | 4 | 23.5 | 11 | 14 |
| 10311-16-04 | M16X1.5 | 6 | 4 | 23.5 | 11 | 17 |
| 10311-16-05 | M16X1.5 | 8 | 5 | 23.5 | 11 | 17 |
| 10311-16-06 | M16X1.5 | 10 | 6 | 23.5 | 11 | 17 |
| 10311-18-06 | M18X1.5 | 10 | 6 | 23.5 | 11 | 19 |
| 10311-22-05 | M22X1.5 | 8 | 5 | 27 | 12 | 24 |
| 10311-22-06 | M22X1.5 | 10 | 6 | 27 | 12 | 24 |
| 10311-22-08 | M22X1.5 | 12 | 8 | 27 | 12 | 24 |
| 10311-27-10 | M27X1.5 | 16 | 10 | 31.5 | 13 | 30 |
| 10311-30-12 | M30X1.5 | 20 | 12 | 33.5 | 14 | 32 |
| 10311-36-12 | M36X2 | 20 | 12 | 35.5 | 16 | 38 |
| 10311-36-14 | M36X2 | 22 | 14 | 35.5 | 16 | 38 |
| 10311-39-16 | M39X2 | 25 | 16 | 39 | 16 | 41 |
| 10311-45-20 | M45X2 | 32 | 20 | 44.5 | 20 | 46 |
| 10311-52-24 | M52X2 | 40 | 24 | 47.5 | 22 | 55 |
| 10311-64-32 | M64X2 | 50 | 32 | 52.5 | 27 | 65 |



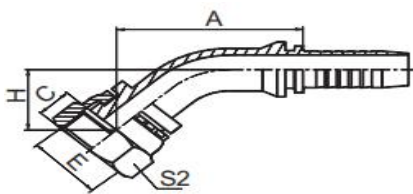
国标公制内螺纹平面
 GB METRIC FEMALE FLAT SEAT
 参考REF. GB/T 9065.3

20211

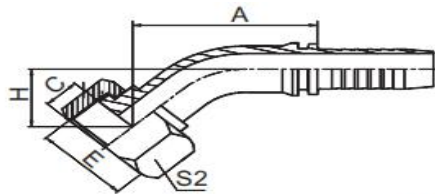
20211-T

| 代号 PART NO. | 螺纹E THREAD E | 软管 HOSE BORE | | 尺寸 DIMENSIONS | | |
|----------------|-----------------|--------------|--------|---------------|-----|----|
| | | 公称内径DN | 标号DASH | A | C | S2 |
| 20211-10-02 | M10X1 | 4 | 2 | 14 | 6 | 14 |
| 20211-12-03 | M12X1.25 | 5 | 3 | 14 | 8 | 17 |
| 20211-12-04D | M12X1.5 | 6 | 4 | 15 | 8 | 17 |
| 20211-14-04 | M14X1.5 | 6 | 4 | 15.5 | 8.5 | 19 |
| 20211-14-05 | M14X1.5 | 8 | 5 | 15.5 | 8.5 | 19 |
| 20211-16-04 | M16X1.5 | 6 | 4 | 16.5 | 8 | 22 |
| 20211-16-05 | M16X1.5 | 8 | 5 | 16.5 | 8 | 22 |
| 20211-16-06 | M16X1.5 | 10 | 6 | 16.5 | 8 | 22 |
| 20211-18-05T | M18X1.5 | 8 | 5 | 15 | 8 | 24 |
| 20211-18-06 | M18X1.5 | 10 | 6 | 17.5 | 8 | 24 |
| 20211-20-06T | M20X1.5 | 10 | 6 | 16 | 10 | 24 |

| | | | | | | | |
|--------------|---------|----|----|--|------|------|----|
| 20211-20-08 | M20X1.5 | 12 | 8 | | 18.5 | 10 | 27 |
| 20211-22-06T | M22X1.5 | 10 | 6 | | 16 | 10 | 27 |
| 20211-22-08 | M22X1.5 | 12 | 8 | | 18.5 | 10 | 27 |
| 20211-22-10 | M22X1.5 | 16 | 10 | | 19 | 10 | 27 |
| 20211-24-08T | M24X1.5 | 12 | 8 | | 16.5 | 11 | 30 |
| 20211-24-10 | M24X1.5 | 16 | 10 | | 20 | 10.5 | 30 |
| 20211-27-08T | M27X1.5 | 12 | 8 | | 18.5 | 10 | 32 |
| 20211-27-10T | M27X1.5 | 16 | 10 | | 19.5 | 10 | 32 |
| 20211-30-12 | M30X1.5 | 20 | 12 | | 21.5 | 11 | 36 |
| 20211-33-14 | M33X2 | 22 | 14 | | 21.5 | 13 | 41 |
| 20211-36-12T | M36X2 | 20 | 12 | | 20 | 13 | 41 |
| 20211-36-14T | M36X2 | 22 | 14 | | 20 | 13 | 41 |
| 20211-39-16T | M39X2 | 25 | 16 | | 23.5 | 13 | 46 |
| 20211-42-20W | M42X2 | 32 | 20 | | 25 | 15 | 50 |
| 20211-45-20T | M45X2 | 32 | 20 | | 25 | 15 | 55 |
| 20211-52-24T | M52X2 | 40 | 24 | | 25 | 17 | 60 |
| 20211-60-28T | M60X2 | 45 | 28 | | 26 | 20 | 70 |
| 20211-64-32T | M64X2 | 50 | 32 | | 26 | 23 | 75 |



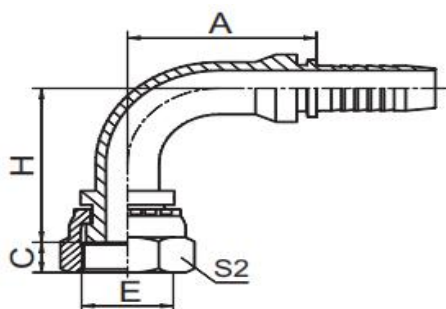
20241



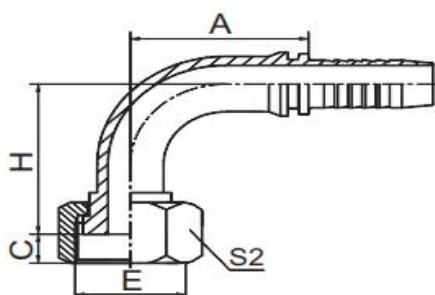
20241-T

45°公制内螺纹平面
45° METRIC FEMALE FLAT SEAT
参考REF. GB/T 9065.3

| 代号 PART NO. | 螺纹E THREAD E | 软管 HOSE BORE | | 尺寸 DIMENSIONS | | | |
|----------------|-----------------|--------------|--------|---------------|-----|------|----|
| | | 公称内径DN | 标号DASH | A | C | H | S2 |
| 20241-14-04 | M14X1.5 | 6 | 4 | 40.5 | 8.5 | 18.5 | 19 |
| 20241-14-05 | M14X1.5 | 8 | 5 | 42.7 | 8.5 | 19.3 | 19 |
| 20241-16-05 | M16X1.5 | 8 | 5 | 43.4 | 8.5 | 20 | 22 |
| 20241-18-06 | M18X1.5 | 10 | 6 | 45.7 | 8 | 21.4 | 24 |
| 20241-22-08 | M22X1.5 | 12 | 8 | 58.9 | 10 | 24 | 27 |
| 20241-27-10T | M27X1.5 | 16 | 10 | 68.6 | 10 | 24.3 | 32 |
| 20241-30-12 | M30X1.5 | 20 | 12 | 77.4 | 11 | 30 | 36 |
| 20241-36-12T | M36X2 | 20 | 12 | 75 | 13 | 27.5 | 41 |
| 20241-36-14T | M36X2 | 22 | 14 | 77.3 | 13 | 27 | 41 |
| 20241-36-16 | M36X2 | 25 | 16 | 85.7 | 13 | 31.5 | 41 |
| 20241-39-16T | M39X2 | 25 | 16 | 83.9 | 13 | 29.7 | 46 |
| 20241-42-20W | M42X2 | 32 | 20 | 95.9 | 15 | 35.2 | 50 |
| 20241-45-20T | M45X2 | 32 | 20 | 94.5 | 15 | 33.8 | 55 |
| 20241-52-20T | M52X2 | 32 | 20 | 94.5 | 17 | 33.8 | 60 |
| 20241-52-24T | M52X2 | 40 | 24 | 108.5 | 17 | 37.7 | 60 |
| 20241-60-28T | M60X2 | 45 | 28 | 118.7 | 20 | 43.6 | 70 |
| 20241-64-32T | M64X2 | 50 | 32 | 127.8 | 23 | 45.6 | 75 |



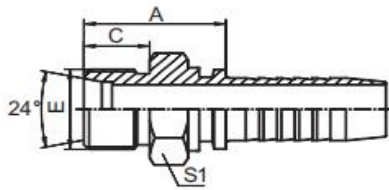
20291



20291-T

90°公制内螺纹平面
90° METRIC FEMALE FLAT SEAT
参考REF. GB/T 9065.3

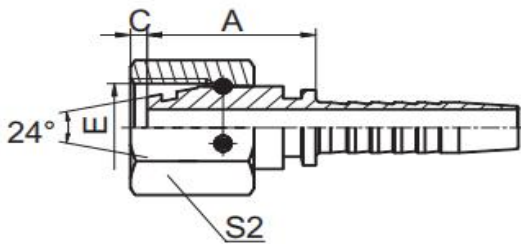
| 代号 PART NO. | 螺纹E THREAD E | 软管 HOSE BORE | | 尺寸DIMENSIONS | | | |
|----------------|-----------------|--------------|--------|--------------|-----|-------|----|
| | | 公称内径DN | 标号DASH | A | C | H | S2 |
| 20291-12-02 | M12X1.25 | 4 | 2 | 26.5 | 8 | 30.5 | 17 |
| 20291-12-04 | M12X1.25 | 6 | 4 | 30 | 8 | 33.5 | 17 |
| 20291-14-04 | M14X1.5 | 6 | 4 | 30 | 8.5 | 34 | 19 |
| 20291-14-05 | M14X1.5 | 8 | 5 | 33 | 8.5 | 37 | 19 |
| 20291-16-04 | M16X1.5 | 6 | 4 | 30 | 8 | 35 | 22 |
| 20291-16-05 | M16X1.5 | 8 | 5 | 33 | 8 | 38 | 22 |
| 20291-16-06 | M16X1.5 | 10 | 6 | 35.3 | 8 | 40.3 | 22 |
| 20291-18-05T | M18X1.5 | 8 | 5 | 33 | 8 | 39 | 24 |
| 20291-18-06 | M18X1.5 | 10 | 6 | 35.25 | 8 | 41.3 | 24 |
| 20291-22-08 | M22X1.5 | 12 | 8 | 41 | 10 | 48 | 27 |
| 20291-22-10 | M22X1.5 | 16 | 10 | 56 | 10 | 53 | 27 |
| 20291-24-08T | M24X1.5 | 12 | 8 | 41 | 11 | 45.5 | 30 |
| 20291-27-04T | M27X1.5 | 6 | 4 | 30 | 10 | 35.5 | 32 |
| 20291-27-08T | M27X1.5 | 12 | 8 | 41 | 10 | 46 | 32 |
| 20291-27-10T | M27X1.5 | 16 | 10 | 56 | 10 | 51 | 32 |
| 20291-30-12 | M30X1.5 | 20 | 12 | 65.5 | 11 | 63.5 | 36 |
| 20291-33-14 | M33X2 | 22 | 14 | 71.2 | 13 | 65 | 41 |
| 20291-36-14T | M36X2 | 22 | 14 | 71.2 | 13 | 61 | 41 |
| 20291-36-16 | M36X2 | 25 | 16 | 76.7 | 13 | 70 | 41 |
| 20291-39-16T | M39X2 | 25 | 16 | 76.7 | 13 | 67.5 | 46 |
| 20291-42-20W | M42X2 | 32 | 20 | 91.5 | 15 | 80.5 | 50 |
| 20291-45-20T | M45X2 | 32 | 20 | 91.5 | 15 | 78.5 | 55 |
| 20291-52-20T | M52X2 | 32 | 20 | 91.5 | 17 | 78.5 | 60 |
| 20291-52-24T | M52X2 | 40 | 24 | 109.4 | 17 | 92 | 60 |
| 20291-60-28T | M60X2 | 45 | 28 | 119.9 | 20 | 106.5 | 70 |
| 20291-64-32T | M64X2 | 50 | 32 | 130.95 | 23 | 113.3 | 75 |



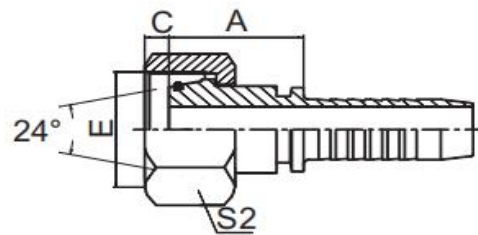
10411

公制外螺纹 24°内锥面轻系列
 METRIC MALE 24° CONE SEAT L.T.
 ISO 8434-1--DIN 3861

| 代号 PART NO. | 螺纹E THREAD E | 软管 HOSE BORE | | 尺寸 DIMENSIONS | | |
|----------------|-----------------|--------------|--------|---------------|----|----|
| | | 公称内径DN | 标号DASH | A | C | S1 |
| 10411-12-04 | M12X1.5 | 6 | 4 | 20.5 | 10 | 12 |
| 10411-14-04 | M14X1.5 | 6 | 4 | 20.5 | 10 | 14 |
| 10411-14-05 | M14X1.5 | 8 | 5 | 21.5 | 10 | 14 |
| 10411-16-04 | M16X1.5 | 6 | 4 | 22.5 | 11 | 17 |
| 10411-16-05 | M16X1.5 | 8 | 5 | 22.5 | 11 | 17 |
| 10411-16-06 | M16X1.5 | 10 | 6 | 22.5 | 11 | 17 |
| 10411-18-05 | M18X1.5 | 8 | 5 | 23.5 | 11 | 19 |
| 10411-18-06 | M18X1.5 | 10 | 6 | 22.5 | 11 | 19 |
| 10411-22-06 | M22X1.5 | 10 | 6 | 24.5 | 12 | 24 |
| 10411-22-08 | M22X1.5 | 12 | 8 | 26 | 12 | 24 |
| 10411-26-08 | M26X1.5 | 12 | 8 | 26.5 | 12 | 27 |
| 10411-26-10 | M26X1.5 | 16 | 10 | 26.5 | 12 | 27 |
| 10411-27-10 | M27X1.5 | 16 | 10 | 29.5 | 14 | 30 |
| 10411-30-10 | M30X2 | 16 | 10 | 29.5 | 14 | 32 |
| 10411-30-12 | M30X2 | 20 | 12 | 30 | 14 | 32 |
| 10411-36-16 | M36X2 | 25 | 16 | 31.5 | 14 | 38 |
| 10411-45-20 | M45X2 | 32 | 20 | 37 | 16 | 46 |
| 10411-52-24 | M52X2 | 40 | 24 | 38 | 16 | 55 |



20411-W

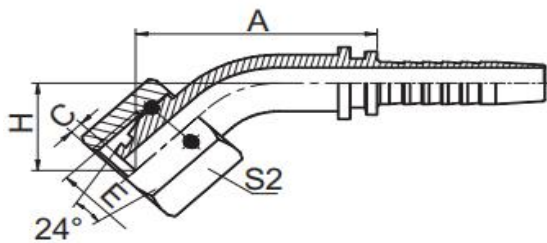


20411-T

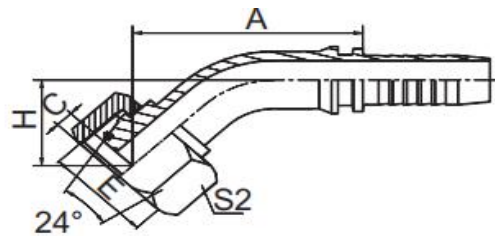
公制内螺纹 24°锥带O形圈轻系列
 METRIC FEMALE 24° CONE O-RING L.T.DIN3865

| 代号 PART NO. | 螺纹E THREAD E | O形圈 O RING | 软管 HOSE BORE | | 尺寸 DIMENSIONS | | |
|----------------|-----------------|---------------|--------------|----|---------------|-----|----|
| | | | 公称内径DN | 标号 | A | C | S2 |
| 20411-12-04W | M12X1.5 | O04.5X1.5 | 6 | 4 | 22.5 | 1.4 | 17 |
| 20411-14-04W | M14X1.5 | O06.5X1.5 | 6 | 4 | 22.5 | 1.6 | 17 |
| 20411-14-06W | M14X1.5 | O06.5X1.5 | 10 | 6 | 23 | 1.6 | 17 |
| 20411-16-04T | M16X1.5 | O08.0X1.5 | 6 | 4 | 20.5 | 2 | 19 |

| | | | | | | | |
|--------------|---------|-----------|----|----|------|-----|----|
| 20411-16-05W | M16X1.5 | O08.0X1.5 | 8 | 5 | 22 | 2 | 19 |
| 20411-16-06W | M16X1.5 | O08.0X1.5 | 10 | 6 | 23.5 | 2 | 19 |
| 20411-18-05T | M18X1.5 | O10.0X1.5 | 8 | 5 | 24.5 | 1.5 | 22 |
| 20411-18-06T | M18X1.5 | O10.0X1.5 | 10 | 6 | 27.5 | 1.5 | 22 |
| 20411-18-08W | M18X1.5 | O10.0X1.5 | 12 | 8 | 24.5 | 1.5 | 22 |
| 20411-22-05T | M22X1.5 | O12.0X2.0 | 8 | 5 | 26.5 | 3 | 27 |
| 20411-22-06T | M22X1.5 | O12.0X2.0 | 10 | 6 | 26.5 | 3 | 27 |
| 20411-22-08T | M22X1.5 | O12.0X2.0 | 12 | 8 | 29 | 3 | 27 |
| 20411-26-10T | M26X1.5 | O15.0X2.0 | 16 | 10 | 30 | 2 | 32 |
| 20411-26-12W | M26X1.5 | O15.0X2.0 | 20 | 12 | 27.5 | 2 | 32 |
| 20411-30-10T | M30X2 | O20.0X2.0 | 16 | 10 | 31 | 4 | 36 |
| 20411-30-12T | M30X2 | O20.0X2.0 | 20 | 12 | 34 | 4 | 36 |
| 20411-36-12T | M36X2 | O26.0X2.0 | 20 | 12 | 33 | 4.5 | 41 |
| 20411-36-14T | M36X2 | O26.0X2.0 | 22 | 14 | 33 | 4.5 | 41 |
| 20411-45-16T | M45X2 | O32.0X2.5 | 25 | 16 | 37 | 4 | 50 |
| 20411-45-20T | M45X2 | O32.0X2.5 | 32 | 20 | 37.5 | 4 | 50 |
| 20411-52-20T | M52X2 | O38.0X2.5 | 32 | 20 | 38.5 | 4 | 60 |
| 20411-52-24T | M52X2 | O38.0X2.5 | 40 | 24 | 38.5 | 4 | 60 |



20441-W

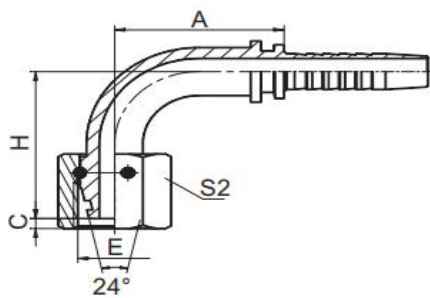


20441-T

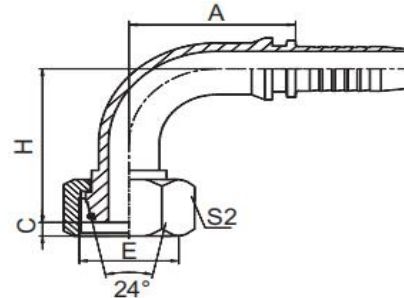
45°公制内螺纹 24°锥带O形圈轻系列
45°METRIC FEMALE 24°CONE O-RING L.T.DIN3865

| 代号 | 螺纹E | O形圈 | 软管 HOSE | | 尺- | DIM | | ENSIONS |
|--------------|----------|-----------|---------|----|------|-----|------|---------|
| PART NO. | THREAD E | O RING | 公称内径DN | 标号 | A | C | H | S2 |
| 20441-14-04W | M14X1.5 | O06.5X1.5 | 6 | 4 | 38.1 | 1.6 | 16 | 17 |
| 20441-16-04T | M16X1.5 | O08.0X1.5 | 6 | 4 | 38.1 | 2 | 16 | 19 |
| 20441-16-05W | M16X1.5 | O08.0X1.5 | 8 | 5 | 40.3 | 2 | 17 | 19 |
| 20441-16-06W | M16X1.5 | O08.0X1.5 | 10 | 6 | 40.3 | 2 | 17 | 19 |
| 20441-18-05T | M18X1.5 | O10.0X1.5 | 8 | 5 | 40.3 | 1.5 | 17 | 22 |
| 20441-18-06T | M18X1.5 | O10.0X1.5 | 10 | 6 | 45 | 1.5 | 18.5 | 22 |
| 20441-22-05T | M22X1.5 | O12.0X2.0 | 8 | 5 | 40.9 | 3 | 18 | 27 |
| 20441-22-06T | M22X1.5 | O12.0X2.0 | 10 | 6 | 42 | 3 | 18 | 27 |
| 20441-22-08T | M22X1.5 | O12.0X2.0 | 12 | 8 | 48.8 | 3 | 20 | 27 |
| 20441-26-08T | M26X1.5 | O15.0X2.0 | 12 | 8 | 47.3 | 2 | 21 | 32 |
| 20441-26-10T | M26X1.5 | O15.0X2.0 | 16 | 10 | 58 | 2 | 23.5 | 32 |

| | | | | | | | | |
|--------------|---------|-----------|----|----|-------|-----|------|----|
| 20441-26-12W | M26X1.5 | O15.0X2.0 | 20 | 12 | 61.4 | 2 | 24.6 | 32 |
| 20441-30-10T | M30X2 | O20.0X2.0 | 16 | 10 | 56.4 | 4 | 24.1 | 36 |
| 20441-30-12T | M30X2 | O20.0X2.0 | 20 | 12 | 63.2 | 4 | 25.6 | 36 |
| 20441-36-12T | M36X2 | O26.0X2.0 | 20 | 12 | 61.5 | 4.5 | 25.6 | 41 |
| 20441-36-14T | M36X2 | O26.0X2.0 | 22 | 14 | 67.9 | 4.5 | 31.6 | 41 |
| 20441-45-20T | M45X2 | O32.0X2.5 | 32 | 20 | 88.7 | 4 | 38 | 50 |
| 20441-52-20T | M52X2 | O38.0X2.5 | 32 | 20 | 90.3 | 4 | 38 | 60 |
| 20441-52-24T | M52X2 | O38.0X2.5 | 40 | 24 | 114.5 | 4 | 43.7 | 60 |



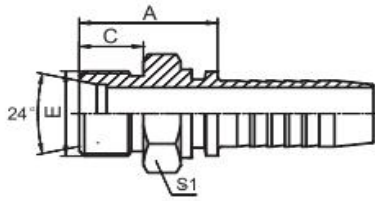
20491 W



20491-T

90° 公制内螺纹 24° 锥带O形圈轻系列
 90° METRIC FEMALE 24° CONE O-RING L.T.
 ISO 12151-2--DIN 3865

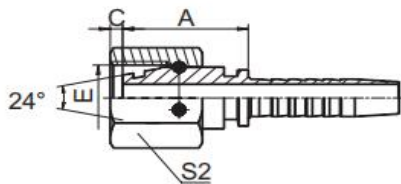
| 代号 | 螺纹E | O形圈 | 胶管 HOSE BORE | | 尺寸 DIMENSIONS | | | |
|--------------|----------|-----------|--------------|----|---------------|-----|------|----|
| PART NO. | THREAD E | O RING | 公称内径DN | 标号 | A | C | S2 | |
| 20491-12-03W | M12X1.5 | O04.5X1.5 | 5 | 3 | 26.5 | 1.4 | 30 | 17 |
| 20491-12-04W | M12X1.5 | O04.5X1.5 | 6 | 4 | 27 | 1.4 | 30 | 17 |
| 20491-14-04W | M14X1.5 | O06.5X1.5 | 6 | 4 | 30 | 1.6 | 30.5 | 17 |
| 20491-16-04T | M16X1.5 | O08.0X1.5 | 6 | 4 | 30 | 2 | 30.5 | 19 |
| 20491-16-05W | M16X1.5 | O08.0X1.5 | 8 | 5 | 33 | 2 | 33 | 19 |
| 20491-16-06W | M16X1.5 | O08.0X1.5 | 10 | 6 | 35 | 2 | 33 | 19 |
| 20491-18-05T | M18X1.5 | O10.0X1.5 | 8 | 5 | 33 | 1.5 | 33.5 | 22 |
| 20491-18-06T | M18X1.5 | O10.0X1.5 | 10 | 6 | 37 | 1.5 | 36 | 22 |
| 20491-22-06T | M22X1.5 | O12.0X2.0 | 10 | 6 | 34.5 | 3 | 36 | 27 |
| 20491-22-08T | M22X1.5 | O12.0X2.0 | 12 | 8 | 42 | 3 | 41.5 | 27 |
| 20491-26-08T | M26X1.5 | O15.0X2.0 | 12 | 8 | 39.5 | 2 | 42.9 | 32 |
| 20491-26-10T | M26X1.5 | O15.0X2.0 | 16 | 10 | 51.2 | 2 | 51.5 | 32 |
| 20491-26-12W | M26X1.5 | O15.0X2.0 | 20 | 12 | 55.5 | 2 | 51.5 | 32 |
| 20491-30-10T | M30X2 | O20.0X2.0 | 16 | 10 | 49 | 4 | 51.5 | 36 |
| 20491-30-12T | M30X2 | O20.0X2.0 | 20 | 12 | 57 | 4 | 56 | 36 |
| 20491-36-12T | M36X2 | O26.0X2.0 | 20 | 12 | 55.3 | 4.5 | 56 | 41 |
| 20491-36-14T | M36X2 | O26.0X2.0 | 22 | 14 | 64.2 | 4.5 | 66.5 | 41 |
| 20491-45-16T | M45X2 | O32.0X2.5 | 25 | 16 | 71 | 4 | 69.5 | 50 |
| 20491-45-20T | M45X2 | O32.0X2.5 | 32 | 20 | 81.5 | 4 | 78.5 | 50 |
| 20491-52-20T | M52X2 | O38.0X2.5 | 32 | 20 | 83 | 4 | 81 | 60 |
| 20491-52-24T | M52X2 | O38.0X2.5 | 40 | 24 | 109.4 | 4 | 101 | 60 |



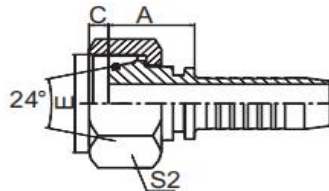
10511

公制外螺纹 24°内锥面重系列
 METRIC MALE 24° CONE SEAT H.T.
 ISO 8434-1--DIN 3861

| 代号 PART NO. | 螺纹E THREAD E | 软管 HOSE BORE | | 管子外 TUBE | 尺寸 DIMENSIONS | | |
|----------------|-----------------|--------------|--------|-------------|---------------|----|----|
| | | 公称内径DN | 标号DASH | | A | C | S1 |
| 10511-14-04 | M14X1.5 | 6 | 4 | 6 | 24.5 | 12 | 14 |
| 10511-16-04 | M16X1.5 | 6 | 4 | 8 | 26.5 | 12 | 17 |
| 10511-18-04 | M18X1.5 | 6 | 4 | 10 | 26.5 | 12 | 19 |
| 10511-20-05 | M20X1.5 | 8 | 5 | 12 | 27 | 12 | 22 |
| 10511-20-06 | M20X1.5 | 10 | 6 | 12 | 26.5 | 12 | 22 |
| 10511-22-05 | M22X1.5 | 8 | 5 | 14 | 30.5 | 14 | 24 |
| 10511-22-06 | M22X1.5 | 10 | 6 | 14 | 30.5 | 14 | 24 |
| 10511-22-08 | M22X1.5 | 12 | 8 | 14 | 31 | 14 | 24 |
| 10511-24-08 | M24X1.5 | 12 | 8 | 16 | 31.5 | 14 | 27 |
| 10511-30-10 | M30X2 | 16 | 10 | 20 | 34.5 | 16 | 32 |
| 10511-30-12 | M30X2 | 20 | 12 | 20 | 36 | 16 | 32 |
| 10511-36-12 | M36X2 | 20 | 12 | 25 | 40.5 | 18 | 41 |
| 10511-36-16 | M36X2 | 25 | 16 | 25 | 41.5 | 18 | 38 |
| 10511-42-16 | M42X2 | 25 | 16 | 30 | 44 | 20 | 46 |
| 10511-42-20 | M42X2 | 32 | 20 | 30 | 45 | 20 | 46 |
| 10511-52-20 | M52X2 | 32 | 20 | 38 | 50 | 22 | 55 |



20511-W

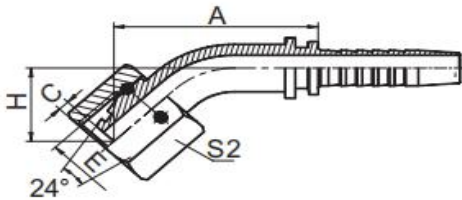


20511-T

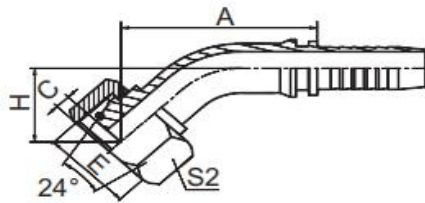
公制内螺纹 24°锥带O形圈重系列
 METRIC FEMALE 24° CONE O-RING H.T.DIN3865

| 代号 PART NO. | 螺纹E THREAD E | O形圈 O RING | 软管 HOSE | | 尺寸 DIMENSIONS | | |
|----------------|-----------------|---------------|---------|----|---------------|-----|----|
| | | | 公称内径DN | 标号 | A | C | S2 |
| 20511-14-04W | M16X1.5 | O04.5X1.5 | 6 | 4 | 23 | 1.1 | 17 |
| 20511-16-04T | M16X1.5 | O06.5X1.5 | 6 | 4 | 21 | 1.5 | 19 |
| 20511-16-05W | M16X1.5 | O06.5X1.5 | 8 | 5 | 23 | 1.5 | 19 |
| 20511-18-04T | M18X1.5 | O08.0X1.5 | 6 | 4 | 25.5 | 1.5 | 22 |
| 20511-18-06T | M18X1.5 | O08.0X1.5 | 10 | 6 | 26 | 1.5 | 22 |
| 20511-20-06T | M20X1.5 | O10.0X1.5 | 10 | 6 | 28.5 | 2.5 | 24 |
| 20511-20-08W | M20X1.5 | O10.0X1.5 | 12 | 8 | 26 | 2.5 | 24 |
| 20511-22-06T | M22X1.5 | O11.0X2.0 | 10 | 6 | 26.5 | 2.5 | 27 |
| 20511-22-08T | M22X1.5 | O11.0X2.0 | 12 | 8 | 28 | 2.5 | 27 |
| 20511-24-06T | M24X1.5 | O13.0X2.0 | 10 | 6 | 27 | 3 | 30 |
| 20511-24-08T | M24X1.5 | O13.0X2.0 | 12 | 8 | 27.5 | 3 | 30 |
| 20511-30-10T | M30X2 | O16.3X2.4 | 16 | 10 | 33 | 2.5 | 36 |

| | | | | | | | |
|--------------|-------|-----------|----|----|------|-----|----|
| 20511-30-12T | M30X2 | O16.3X2.4 | 20 | 12 | 35 | 2.5 | 36 |
| 20511-36-12T | M36X2 | O20.3X2.4 | 20 | 12 | 35 | 3 | 46 |
| 20511-36-14T | M36X2 | O20.3X2.4 | 22 | 14 | 34 | 3 | 46 |
| 20511-36-16W | M36X2 | O20.3X2.4 | 25 | 16 | 34 | 3 | 46 |
| 20511-42-12T | M42X2 | O25.3X2.4 | 20 | 12 | 37.5 | 4 | 50 |
| 20511-42-16T | M42X2 | O25.3X2.4 | 25 | 16 | 38.5 | 4 | 50 |
| 20511-52-20T | M52X2 | O33.3X2.4 | 32 | 20 | 41.5 | 4.5 | 60 |
| 20511-52-24T | M52X2 | O33.3X2.4 | 40 | 24 | 41.5 | 4.5 | 60 |



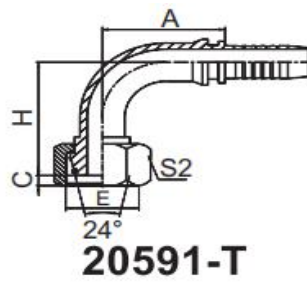
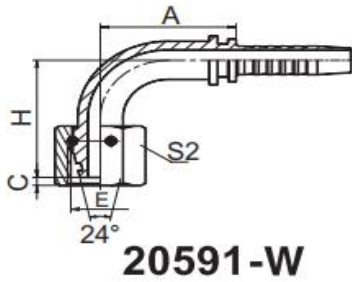
20541-W



20541-T

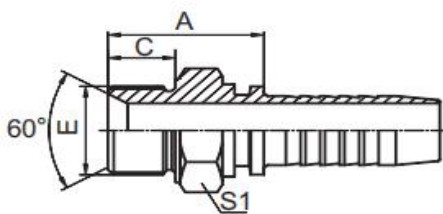
45°公制内螺纹 24°锥带O形圈重系列
45°METRIC FEMALE 24°CONE O-RING H.T.DIN3865

| 代号 | 螺纹E | O形圈 | 软管 HOSE BORE | | 尺寸 DIMENSIONS | | | |
|--------------|----------|-----------|--------------|----|---------------|-----|------|----|
| PART NO. | THREAD E | O RING | 公称内径DN | 标号 | A | C | H | S2 |
| 20541-14-04W | M16X1.5 | O04.5X1.5 | 6 | 4 | 38.1 | 1.1 | 16 | 17 |
| 20541-16-04T | M16X1.5 | O06.5X1.5 | 6 | 4 | 38.4 | 1.5 | 16.3 | 19 |
| 20541-16-05W | M16X1.5 | O06.5X1.5 | 8 | 5 | 38.4 | 1.5 | 16.3 | 19 |
| 20541-18-04T | M18X1.5 | O08.0X1.5 | 6 | 4 | 39.1 | 1.5 | 17 | 22 |
| 20541-18-06T | M18X1.5 | O08.0X1.5 | 10 | 6 | 43.8 | 1.5 | 16.3 | 22 |
| 20541-20-06T | M20X1.5 | O10.0X1.5 | 10 | 6 | 42.5 | 2.5 | 18.5 | 24 |
| 20541-20-08W | M20X1.5 | O10.0X1.5 | 12 | 8 | 44.8 | 2.5 | 19 | 24 |
| 20541-22-06T | M22X1.5 | O11.0X2.0 | 10 | 6 | 42 | 2.5 | 18 | 27 |
| 20541-22-08T | M22X1.5 | O11.0X2.0 | 12 | 8 | 49.6 | 2.5 | 20.7 | 27 |
| 20541-24-08T | M24X1.5 | O13.0X2.0 | 12 | 8 | 47.3 | 3 | 21 | 30 |
| 20541-24-10W | M24X1.5 | O13.0X2.0 | 16 | 10 | 49.7 | 3 | 22.9 | 30 |
| 20541-30-10T | M30X2 | O16.3X2.4 | 16 | 10 | 57.3 | 2.5 | 25 | 36 |
| 20541-30-12T | M30X2 | O16.3X2.4 | 20 | 12 | 65.8 | 2.5 | 26.7 | 36 |
| 20541-36-12T | M36X2 | O20.3X2.4 | 20 | 12 | 67.1 | 3 | 30.5 | 46 |
| 20541-36-14T | M36X2 | O20.3X2.4 | 22 | 14 | 69.6 | 3 | 30.5 | 46 |
| 20541-42-16T | M42X2 | O25.3X2.4 | 25 | 16 | 81 | 4 | 35.5 | 50 |
| 20541-52-20T | M52X2 | O33.3X2.4 | 32 | 20 | 94.2 | 4.5 | 42 | 60 |
| 20541-52-24T | M52X2 | O33.3X2.4 | 40 | 24 | 114.1 | 4.5 | 43.4 | 60 |



90°公制内螺纹24°锥带O形圈重系列
90°METRIC FEMALE 24°CONE O-RING H.T.DIN 3865

| 代号 PART NO. | 螺纹E THREAD E | O形圈 O RING | 软管 HOSE BORE | | 尺寸 DIMENSIONS | | | |
|----------------|-----------------|---------------|--------------|----|---------------|-----|------|----|
| | | | 公称内径DN | 标号 | A | C | H | S2 |
| 20591-14-04W | M16X1.5 | O04.5X1.5 | 6 | 4 | 30 | 1.1 | 30.5 | 17 |
| 20591-16-04T | M16X1.5 | O06.5X1.5 | 6 | 4 | 30 | 1.5 | 31 | 19 |
| 20591-16-05W | M16X1.5 | O06.5X1.5 | 8 | 5 | 30 | 1.5 | 31 | 19 |
| 20591-18-05T | M18X1.5 | O08.0X1.5 | 8 | 5 | 33 | 1.5 | 33.5 | 22 |
| 20591-18-06T | M18X1.5 | O08.0X1.5 | 10 | 6 | 37 | 1.5 | 35 | 22 |
| 20591-20-06T | M20X1.5 | O10.0X1.5 | 10 | 6 | 34.5 | 2.5 | 35.5 | 24 |
| 20591-20-08W | M20X1.5 | O10.0X1.5 | 12 | 8 | 37.5 | 2.5 | 36.5 | 24 |
| 20591-22-06T | M22X1.5 | O11.0X2.0 | 10 | 6 | 34.5 | 2.5 | 36 | 27 |
| 20591-22-08T | M22X1.5 | O11.0X2.0 | 12 | 8 | 42 | 2.5 | 42.5 | 27 |
| 20591-24-08T | M24X1.5 | O13.0X2.0 | 12 | 8 | 39.5 | 3 | 43 | 30 |
| 20591-24-10W | M24X1.5 | O13.0X2.0 | 16 | 10 | 45 | 3 | 45.5 | 30 |
| 20591-30-10T | M30X2 | O16.3X2.4 | 16 | 10 | 49 | 2.5 | 49.5 | 36 |
| 20591-30-12T | M30X2 | O16.3X2.4 | 20 | 12 | 55.8 | 2.5 | 54.5 | 36 |
| 20591-36-12T | M36X2 | O20.3X2.4 | 20 | 12 | 56 | 3 | 59 | 46 |
| 20591-36-14T | M36X2 | O20.3X2.4 | 22 | 14 | 58 | 3 | 59 | 46 |
| 20591-42-16T | M42X2 | O25.3X2.4 | 25 | 16 | 71 | 4 | 70 | 50 |
| 20591-52-20T | M52X2 | O33.3X2.4 | 32 | 20 | 83 | 4.5 | 87 | 60 |
| 20591-52-24T | M52X2 | O33.3X2.4 | 40 | 24 | 109.4 | 4.5 | 100 | 60 |

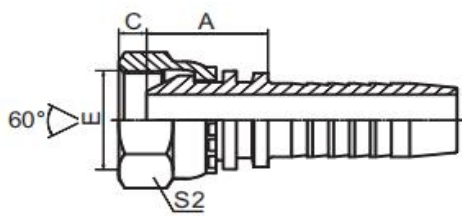


10611

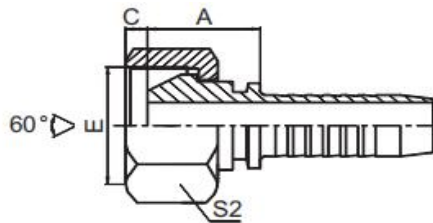
公制外螺纹 60°内锥面或六角端面
用组合垫密封的双用接头
METRIC MALE DOUBLE USE FOR
60°CONE SEAT OR BONDED SEAL

| 代号 PART NO. | 螺纹E THREAD E | 软管 HOSE BORE | | | 尺寸 DIMENSIONS | | |
|----------------|-----------------|--------------|--------|--|---------------|----|----|
| | | 公称内径DN | 标号DASH | | A | C | S1 |
| 10611-14-04 | M14X1.5 | 6 | 4 | | 23.5 | 11 | 19 |
| 10611-14-06 | M14X1.5 | 10 | 6 | | 25 | 11 | 19 |
| 10611-16-04 | M16X1.5 | 6 | 4 | | 27.5 | 12 | 22 |
| 10611-16-05 | M16X1.5 | 8 | 5 | | 27.5 | 12 | 22 |
| 10611-18-06 | M18X1.5 | 10 | 6 | | 27.5 | 12 | 24 |
| 10611-22-06 | M22X1.5 | 10 | 6 | | 30.5 | 14 | 27 |
| 10611-22-08 | M22X1.5 | 12 | 8 | | 31 | 14 | 27 |
| 10611-24-10 | M24X1.5 | 16 | 10 | | 35 | 14 | 30 |

| | | | | | | | |
|--------------|---------|----|----|--|------|----|----|
| 10611-26-10 | M26X1.5 | 16 | 10 | | 34.5 | 16 | 32 |
| 10611-27-10D | M27X1.5 | 16 | 10 | | 34.5 | 16 | 32 |
| 10611-27-10 | M27X2 | 16 | 10 | | 37 | 18 | 32 |
| 10611-30-12D | M30X1.5 | 20 | 12 | | 38 | 18 | 36 |
| 10611-30-12 | M30X2 | 20 | 12 | | 38 | 18 | 36 |
| 10611-33-16 | M33X2 | 25 | 16 | | 43 | 20 | 46 |
| 10611-42-20 | M42X2 | 32 | 20 | | 46 | 20 | 50 |
| 10611-45-20 | M45X2 | 32 | 20 | | 46 | 20 | 55 |
| 10611-48-24 | M48X2 | 40 | 24 | | 46 | 20 | 55 |
| 10611-52-24 | M52X2 | 40 | 24 | | 46 | 20 | 60 |



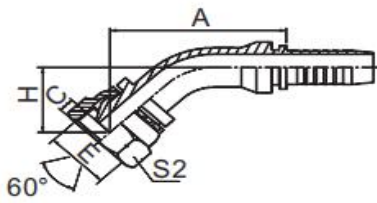
20611



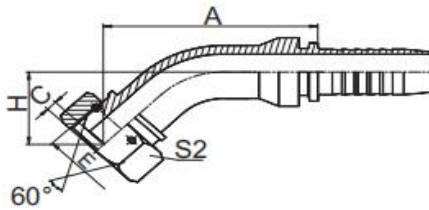
20611-T

公制内螺纹 60°外锥面
METRIC FEMALE 60° CONE

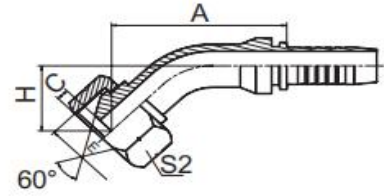
| 代号 PART NO. | 螺纹E THREAD E | 软管 HOSE BORE | | 尺寸 DIMENSIONS | | |
|----------------|-----------------|--------------|--------|------------------|-----|----|
| | | 公称内径DN | 标号DASH | A | C | S2 |
| 20611-14-04 | M14X1.5 | 6 | 4 | 18 | 5.5 | 19 |
| 20611-16-05 | M16X1.5 | 8 | 5 | 18.5 | 5.5 | 22 |
| 20611-16-06 | M16X1.5 | 10 | 6 | 19 | 5.5 | 22 |
| 20611-18-06 | M18X1.5 | 10 | 6 | 20 | 5.5 | 24 |
| 20611-20-08 | M20X1.5 | 12 | 8 | 22 | 6.5 | 27 |
| 20611-22-08 | M22X1.5 | 12 | 8 | 22.5 | 6 | 27 |
| 20611-24-10 | M24X1.5 | 16 | 10 | 24.5 | 6.5 | 30 |
| 20611-26-10 | M26X1.5 | 16 | 10 | 24.5 | 6 | 32 |
| 20611-27-10DT | M27X1.5 | 16 | 10 | 25.5 | 6 | 32 |
| 20611-27-10T | M27X2 | 16 | 10 | 23.5 | 6 | 32 |
| 20611-30-10D | M30X1.5 | 16 | 10 | 26.5 | 6 | 36 |
| 20611-30-12D | M30X1.5 | 20 | 12 | 26.5 | 6 | 36 |
| 20611-30-12 | M30X2 | 20 | 12 | 26.5 | 6 | 36 |
| 20611-36-16 | M36X2 | 25 | 16 | 30 | 6.5 | 41 |
| 20611-39-16T | M39X2 | 25 | 16 | 30 | 6.5 | 46 |
| 20611-45-20T | M45X2 | 32 | 20 | 31 | 8.5 | 55 |
| 20611-52-24T | M52X2 | 40 | 24 | 32 | 10 | 60 |



20641



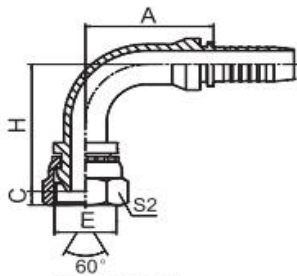
20641W



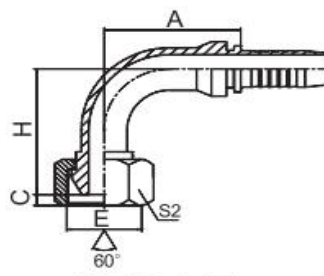
20641T

45°公制内螺纹60°外锥面
45°METRIC FEMALE 60°CONE

| 代号 PART NO. | 螺纹E THREAD E | 软管 HOSE BORE | | 尺寸 DIMENSIONS | | | |
|----------------|-----------------|--------------|--------|---------------|-----|------|----|
| | | 公称内径DN | 标号DASH | A | C | H | S2 |
| 20641-14-04 | M14X1.5 | 6 | 4 | 42.7 | 5.5 | 20.6 | 19 |
| 20641-16-05 | M16X1.5 | 8 | 5 | 45.1 | 5.5 | 40.5 | 22 |
| 20641-18-06 | M18X1.5 | 10 | 6 | 47.4 | 5.5 | 43.8 | 24 |
| 20641-22-08 | M22X1.5 | 12 | 8 | 61.8 | 6 | 52 | 27 |
| 20641-36-14T | M36X2 | 22 | 14 | 81.9 | 6.5 | 67.5 | 41 |
| 20641-39-16T | M39X2 | 25 | 16 | 88.5 | 6.5 | 74 | 46 |
| 20641-45-20T | M45X2 | 32 | 20 | 99.1 | 8.5 | 85 | 55 |
| 20641-52-24T | M52X2 | 40 | 24 | 113.4 | 10 | 99 | 60 |



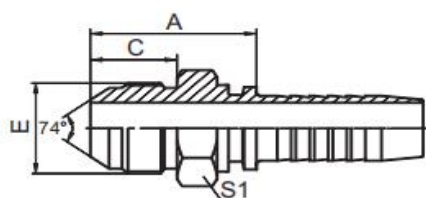
20691



20691-T

90°公制内螺纹 60°外锥面
90° METRIC FEMALE 60° CONE

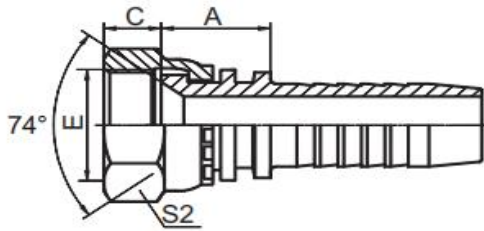
| 代号 PART NO. | 螺纹E THREAD E | 软管 HOSE BORE | | 尺寸 DIMENSIONS | | | |
|----------------|-----------------|--------------|--------|---------------|-----|------|----|
| | | 公称内径DN | 标号DASH | A | C | H | S2 |
| 20691-14-04 | M14X1.5 | 6 | 4 | 30 | 5.5 | 37 | 19 |
| 20691-16-05 | M16X1.5 | 8 | 5 | 33 | 5.5 | 40.5 | 22 |
| 20691-18-06 | M18X1.5 | 10 | 6 | 35.3 | 5.5 | 43.8 | 24 |
| 20691-22-08 | M22X1.5 | 12 | 8 | 41 | 6 | 52 | 27 |
| 20691-27-10DT | M27X1.5 | 16 | 10 | 56 | 6 | 55 | 32 |
| 20691-30-12D | M30X1.5 | 20 | 12 | 66.2 | 6 | 68.5 | 36 |
| 20691-36-16 | M36X2 | 25 | 16 | 78 | 6.5 | 76.5 | 41 |
| 20691-36-14T | M36X2 | 22 | 14 | 71.2 | 6.5 | 67.5 | 41 |
| 20691-39-16T | M39X2 | 25 | 16 | 76.7 | 6.5 | 74 | 46 |
| 20691-45-20T | M45X2 | 32 | 20 | 91.5 | 8.5 | 85 | 55 |
| 20691-52-24T | M52X2 | 40 | 24 | 109.4 | 10 | 99 | 60 |



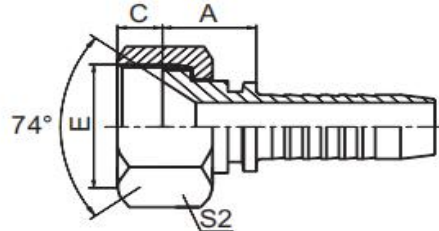
10711

国标公制外螺纹 74°外锥面
GB METRIC MALE 74° CONE

| 代号 PART NO. | 螺纹E THREAD E | 软管 HOSE BORE | | 尺寸 DIMENSIONS | | |
|----------------|-----------------|--------------|--------|---------------|------|----|
| | | 公称内径DN | 标号DASH | A | C | S1 |
| 10711-10-02 | M10X1 | 4 | 2 | 23 | 12.5 | 14 |
| 10711-10-03 | M10X1 | 5 | 3 | 23 | 12.5 | 14 |
| 10711-12-03 | M12X1.5 | 5 | 3 | 26.5 | 15.7 | 14 |
| 10711-12-03C | M12X1.25 | 5 | 3 | 24.5 | 14 | 14 |
| 10711-14-04 | M14X1.5 | 6 | 4 | 29.5 | 17 | 17 |
| 10711-14-06 | M14X1.5 | 10 | 6 | 30.5 | 18 | 17 |
| 10711-16-05 | M16X1.5 | 8 | 5 | 30.5 | 18 | 17 |
| 10711-16-06 | M16X1.5 | 10 | 6 | 30.5 | 18 | 17 |
| 10711-18-06 | M18X1.5 | 10 | 6 | 30.5 | 18 | 19 |
| 10711-22-08 | M22X1.5 | 12 | 8 | 35 | 19.5 | 24 |
| 10711-24-08 | M24X1.5 | 12 | 8 | 35.5 | 20 | 27 |
| 10711-27-10 | M27X1.5 | 16 | 10 | 38 | 20 | 30 |
| 10711-30-12 | M30X1.5 | 20 | 12 | 42.5 | 23 | 32 |
| 10711-30-12E | M30X2 | 20 | 12 | 45.5 | 26 | 32 |
| 10711-33-12 | M33X2 | 20 | 12 | 46 | 26 | 36 |
| 10711-36-14 | M36X2 | 22 | 14 | 45 | 26 | 38 |
| 10711-39-16 | M39X2 | 25 | 16 | 48 | 27.5 | 41 |
| 10711-42-20 | M42X2 | 32 | 20 | 52 | 28.5 | 46 |
| 10711-45-20 | M45X2 | 32 | 20 | 52 | 28.5 | 46 |



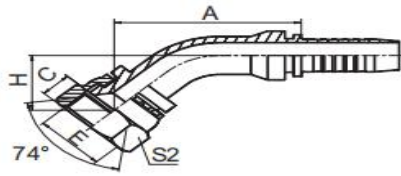
20711



20711T

国标公制内螺纹 74°内锥面
GB METRIC FEMALE 74° CONE SEAT
参考 REF. GB/T 9065.1

| 代号 PART NO. | 螺纹E THREAD E | 软管 HOSE BORE | | 尺寸 DIMENSIONS | | |
|----------------|-----------------|--------------|--------|---------------|-----|----|
| | | 公称内径DN | 标号DASH | A | C | S2 |
| 20711-10-02 | M10X1 | 4 | 2 | 14 | 7.5 | 14 |
| 20711-12-03C | M12X1.25 | 5 | 3 | 14 | 9 | 17 |
| 20711-12-03 | M12X1.5 | 5 | 3 | 14 | 10 | 17 |
| 20711-12-04 | M12X1.5 | 6 | 4 | 14.5 | 10 | 17 |
| 20711-14-04 | M14X1.5 | 6 | 4 | 15.5 | 8.5 | 19 |
| 20711-14-05 | M14X1.5 | 8 | 5 | 15.5 | 8.5 | 19 |
| 20711-14-06 | M14X1.5 | 10 | 6 | 15 | 8.5 | 19 |
| 20711-16-04 | M16X1.5 | 6 | 4 | 16.5 | 8 | 22 |
| 20711-16-05 | M16X1.5 | 8 | 5 | 16 | 8 | 22 |
| 20711-16-06 | M16X1.5 | 10 | 6 | 16 | 8 | 22 |
| 20711-18-05T | M18X1.5 | 8 | 5 | 16 | 8 | 22 |
| 20711-18-06 | M18X1.5 | 10 | 6 | 17.5 | 10 | 24 |
| 20711-20-06T | M20X1.5 | 10 | 6 | 16 | 10 | 24 |
| 20711-20-08 | M20X1.5 | 12 | 8 | 18.5 | 10 | 27 |
| 20711-22-06T | M22X1.5 | 10 | 6 | 16 | 10 | 27 |
| 20711-22-08 | M22X1.5 | 12 | 8 | 18.5 | 10 | 27 |
| 20711-22-10 | M22X1.5 | 16 | 10 | 19 | 10 | 27 |
| 20711-24-08T | M24X1.5 | 12 | 8 | 17.5 | 11 | 30 |
| 20711-27-08T | M27X1.5 | 12 | 8 | 18.5 | 11 | 32 |
| 20711-27-10T | M27X1.5 | 16 | 10 | 19.5 | 11 | 32 |
| 20711-27-12 | M27X1.5 | 20 | 12 | 21.5 | 11 | 32 |
| 20711-30-10T | M30X1.5 | 16 | 10 | 18 | 11 | 36 |
| 20711-30-12 | M30X1.5 | 20 | 12 | 21.5 | 11 | 36 |
| 20711-33-10T | M33X2 | 16 | 10 | 19.5 | 13 | 41 |
| 20711-33-12T | M33X2 | 20 | 12 | 20 | 13 | 41 |
| 20711-33-14 | M33X2 | 22 | 14 | 21.5 | 13 | 41 |
| 20711-36-12T | M36X2 | 20 | 12 | 20 | 14 | 41 |
| 20711-36-14T | M36X2 | 22 | 14 | 20 | 14 | 41 |
| 20711-36-16 | M36X2 | 25 | 16 | 22.5 | 14 | 41 |
| 20711-39-16T | M39X2 | 25 | 16 | 23.5 | 14 | 46 |
| 20711-42-16T | M42X2 | 25 | 16 | 23.5 | 15 | 50 |
| 20711-42-20W | M42X2 | 32 | 20 | 24.5 | 15 | 50 |
| 20711-45-20T | M45X2 | 32 | 20 | 25 | 15 | 55 |
| 20711-52-24T | M52X2 | 40 | 24 | 25 | 17 | 60 |

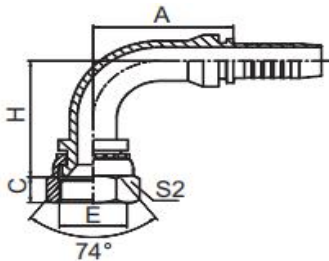


20741

45°国标公制内螺纹 74°内锥面
45° GB METRIC FEMALE 74° CONE SEAT

参考 REF. GB/T 9065.1

| 代号 PART NO. | 螺纹E THREAD E | 软管 HOSE BORE | | 尺寸 DIMENSIONS | | | |
|----------------|-----------------|--------------|--------|------------------|-----|------|----|
| | | 公称内径DN | 标号DASH | A | C | H | S2 |
| 20741-14-04 | M14X1.5 | 6 | 4 | 40.5 | 8.5 | 18.5 | 19 |
| 20741-16-05 | M16X1.5 | 8 | 5 | 43.4 | 8 | 20 | 22 |
| 20741-18-06 | M18X1.5 | 10 | 6 | 45.7 | 10 | 21.4 | 24 |
| 20741-22-08 | M22X1.5 | 12 | 8 | 58.9 | 10 | 24 | 27 |
| 20741-27-10 | M27X1.5 | 16 | 10 | 70.7 | 11 | 26.4 | 32 |
| 20741-30-12 | M30X1.5 | 20 | 12 | 77.4 | 11 | 30 | 36 |
| 20741-33-12 | M33X2 | 20 | 12 | 77.4 | 13 | 30 | 41 |
| 20741-33-16 | M33X2 | 25 | 16 | 85 | 13 | 30.8 | 41 |
| 20741-36-14 | M36X2 | 22 | 14 | 79.8 | 14 | 29.5 | 41 |
| 20741-36-16 | M36X2 | 25 | 16 | 85.7 | 14 | 31.5 | 41 |
| 20741-39-16 | M39X2 | 25 | 16 | 87 | 14 | 31.8 | 46 |
| 20741-45-20W | M45X2 | 32 | 20 | 100.2 | 15 | 39.4 | 55 |
| 20741-52-24W | M52X2 | 40 | 24 | 115.3 | 17 | 40.9 | 60 |

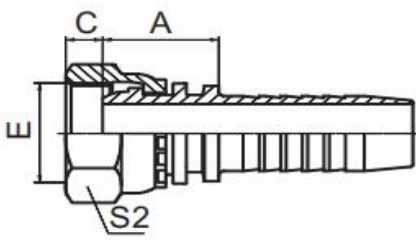


20791

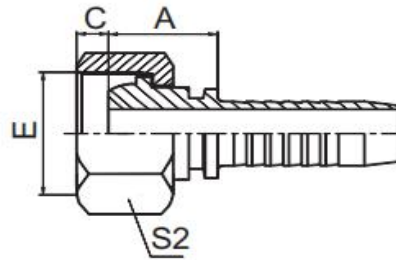
90°国标公制内螺纹 74°内锥面
90° GB METRIC FEMALE 74° CONE SEAT

参考 REF. GB/T 9065.1

| 代号 PART NO. | 螺纹E THREAD E | 软管 HOSE BORE | | 尺寸 DIMENSIONS | | | |
|----------------|-----------------|--------------|--------|------------------|-----|-------|----|
| | | 公称内径DN | 标号DASH | A | C | H | S2 |
| 20791-12-04C | M12X1.25 | 6 | 4 | 30 | 9 | 33.5 | 17 |
| 20791-12-04 | M12X1.5 | 6 | 4 | 30 | 10 | 33.5 | 17 |
| 20791-14-04 | M14X1.5 | 6 | 4 | 30 | 8.5 | 34 | 19 |
| 20791-16-04 | M16X1.5 | 6 | 4 | 30 | 8 | 35 | 22 |
| 20791-16-05 | M16X1.5 | 8 | 5 | 33 | 8 | 38 | 22 |
| 20791-18-06 | M18X1.5 | 10 | 6 | 35.3 | 10 | 41.3 | 24 |
| 20791-22-08 | M22X1.5 | 12 | 8 | 41 | 10 | 48 | 27 |
| 20791-22-10 | M22X1.5 | 16 | 10 | 56 | 10 | 52.5 | 27 |
| 20791-27-10 | M27X1.5 | 16 | 10 | 56 | 11 | 54 | 32 |
| 20791-30-12 | M30X1.5 | 20 | 12 | 66.2 | 11 | 63.5 | 36 |
| 20791-33-12 | M33X2 | 20 | 12 | 65.5 | 13 | 63.5 | 41 |
| 20791-33-16 | M33X2 | 25 | 16 | 76.7 | 13 | 69 | 41 |
| 20791-36-12 | M36X2 | 20 | 12 | 65.5 | 14 | 63.5 | 41 |
| 20791-36-14 | M36X2 | 22 | 14 | 71.2 | 14 | 64.5 | 41 |
| 20791-39-16 | M39X2 | 25 | 16 | 78 | 14 | 70.5 | 46 |
| 20791-45-20W | M45X2 | 32 | 20 | 91.5 | 15 | 86.5 | 55 |
| 20791-52-20W | M52X2 | 32 | 20 | 93 | 17 | 83.3 | 60 |
| 20791-52-24W | M52X2 | 40 | 24 | 109.4 | 17 | 100.3 | 60 |



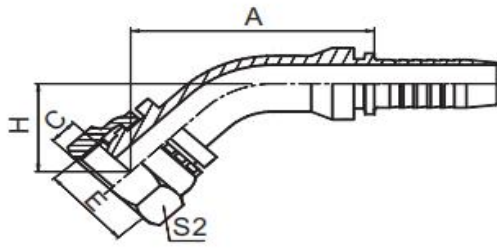
20111



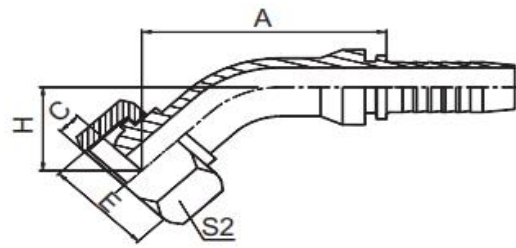
20111-T

公制内螺纹球面
METRIC FEMALE MULTISEAL

| 代号 PART NO. | 螺纹E THREAD E | 软管 HOSE BORE | | 尺寸 DIMENSIONS | | |
|----------------|-----------------|--------------|--------|---------------|-----|----|
| | | 公称内径DN | 标号DASH | A | C | S2 |
| 20111-10-03 | M10X1 | 5 | 3 | 18 | 2.5 | 14 |
| 20111-10-04 | M10X1 | 6 | 4 | 18 | 2.5 | 14 |
| 20111-12-04 | M12X1.5 | 6 | 4 | 18.5 | 4 | 17 |
| 20111-12-05 | M12X1.5 | 8 | 5 | 18.5 | 4 | 17 |
| 20111-14-04 | M14X1.5 | 6 | 4 | 19.5 | 4.5 | 19 |
| 20111-14-05 | M14X1.5 | 8 | 5 | 19.5 | 4.5 | 19 |
| 20111-16-04 | M16X1.5 | 6 | 4 | 19.5 | 4.5 | 22 |
| 20111-16-05 | M16X1.5 | 8 | 5 | 20 | 4.5 | 22 |
| 20111-16-06 | M16X1.5 | 10 | 6 | 20 | 4.5 | 22 |
| 20111-18-05T | M18X1.5 | 8 | 5 | 21.5 | 4 | 24 |
| 20111-18-06 | M18X1.5 | 10 | 6 | 21.5 | 4 | 24 |
| 20111-18-08 | M18X1.5 | 12 | 8 | 22 | 4 | 24 |
| 20111-20-06T | M20X1.5 | 10 | 6 | 20.5 | 5.5 | 24 |
| 20111-20-08 | M20X1.5 | 12 | 8 | 23 | 5.5 | 27 |
| 20111-22-06T | M22X1.5 | 10 | 6 | 21 | 5 | 27 |
| 20111-22-08 | M22X1.5 | 12 | 8 | 23.5 | 5 | 27 |
| 20111-22-10 | M22X1.5 | 16 | 10 | 24 | 5 | 27 |
| 20111-24-08T | M24X1.5 | 12 | 8 | 22 | 5.5 | 30 |
| 20111-24-10 | M24X1.5 | 16 | 10 | 25.5 | 5 | 30 |
| 20111-27-08DT | M27X1.5 | 12 | 8 | 23 | 5.5 | 32 |
| 20111-27-10DT | M27X1.5 | 16 | 10 | 26 | 5.5 | 32 |
| 20111-27-12D | M27X1.5 | 20 | 12 | 26 | 5.5 | 32 |
| 20111-27-10T | M27X2 | 16 | 10 | 24 | 7 | 32 |
| 20111-30-12D | M30X1.5 | 20 | 12 | 26.5 | 6 | 36 |
| 20111-30-12 | M30X2 | 20 | 12 | 26.5 | 7 | 36 |
| 20111-36-12T | M36X2 | 20 | 12 | 26 | 7 | 41 |
| 20111-36-14T | M36X2 | 22 | 14 | 26 | 7 | 41 |
| 20111-39-14T | M39X2 | 22 | 14 | 28.5 | 7 | 46 |
| 20111-39-16T | M39X2 | 25 | 16 | 29.5 | 7 | 46 |
| 20111-42-16T | M42X2 | 25 | 16 | 30 | 8.5 | 50 |
| 20111-45-20T | M45X2 | 32 | 20 | 31.5 | 8.5 | 55 |
| 20111-52-20T | M52X2 | 32 | 20 | 33 | 9 | 60 |
| 20111-52-24T | M52X2 | 40 | 24 | 33 | 9 | 60 |
| 20111-64-32T | M64X2 | 50 | 32 | 35 | 14 | 75 |



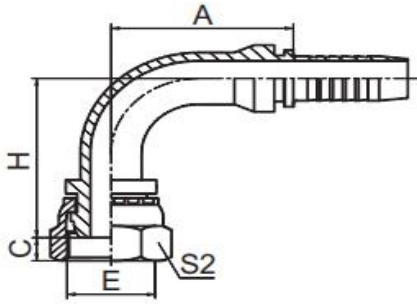
20141



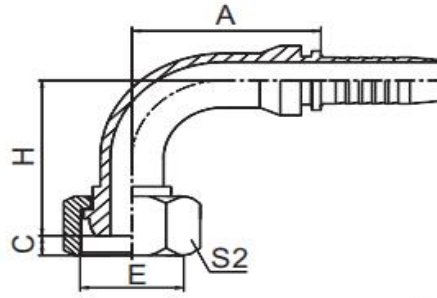
20141-T

45°公制内螺纹球面
45°METRIC FEMALE MULTISEAL

| 代号 PART NO. | 螺纹E THREAD E | 软管 HOSE BORE | | 尺寸 DIMENSIONS | | | |
|----------------|-----------------|--------------|--------|---------------|-----|-------|----|
| | | 公称内径DN | 标号DASH | A | C | H | S2 |
| 20141-10-03 | M10X1 | 5 | 3 | 41.1 | 2.5 | 20.7 | 14 |
| 20141-10-04 | M10X1 | 6 | 4 | 43.2 | 2.5 | 21.5 | 14 |
| 20141-12-03 | M12X1.5 | 5 | 3 | 40.9 | 4 | 21.2 | 17 |
| 20141-12-04 | M12X1.5 | 6 | 4 | 43 | 4 | 20.9 | 17 |
| 20141-14-04 | M14X1.5 | 6 | 4 | 43.4 | 4.5 | 21.3 | 19 |
| 20141-14-05 | M14X1.5 | 8 | 5 | 45.5 | 4.5 | 22.2 | 19 |
| 20141-16-04 | M16X1.5 | 6 | 4 | 43.7 | 4.5 | 21.6 | 22 |
| 20141-16-05 | M16X1.5 | 8 | 5 | 45.8 | 4.5 | 22.5 | 22 |
| 20141-16-06 | M16X1.5 | 10 | 6 | 47.4 | 4.5 | 23.2 | 22 |
| 20141-18-05T | M18X1.5 | 8 | 5 | 46.8 | 4 | 22.6 | 24 |
| 20141-18-06 | M18X1.5 | 10 | 6 | 48.5 | 4 | 24.2 | 24 |
| 20141-18-08 | M18X1.5 | 12 | 8 | 52.2 | 4 | 25.7 | 24 |
| 20141-20-06T | M20X1.5 | 10 | 6 | 47.4 | 5.5 | 23.2 | 27 |
| 20141-20-08 | M20X1.5 | 12 | 8 | 45 | 5.5 | 18.3 | 27 |
| 20141-22-06T | M22X1.5 | 10 | 6 | 47.8 | 5 | 23.5 | 27 |
| 20141-22-08 | M22X1.5 | 12 | 8 | 62.5 | 5 | 27.5 | 27 |
| 20141-24-08T | M24X1.5 | 12 | 8 | 61.1 | 5.5 | 26.1 | 30 |
| 20141-24-10 | M24X1.5 | 16 | 10 | 75.4 | 5 | 29.6 | 30 |
| 20141-27-10DT | M27X1.5 | 16 | 10 | 74.4 | 5.5 | 29.6 | 32 |
| 20141-27-10T | M27X2 | 16 | 10 | 72.1 | 5.5 | 27.8 | 32 |
| 20141-30-12D | M30X1.5 | 20 | 12 | 80.9 | 6 | 33.5 | 36 |
| 20141-30-12 | M30X2 | 20 | 12 | 81.7 | 6 | 33.6 | 36 |
| 20141-36-14T | M36X2 | 22 | 14 | 83 | 7 | 32.64 | 41 |
| 20141-39-16T | M39X2 | 25 | 16 | 89.5 | 7 | 34 | 46 |
| 20141-45-20T | M45X2 | 32 | 20 | 99.1 | 8.5 | 38.4 | 55 |
| 20141-52-24T | M52X2 | 40 | 24 | 114.1 | 9 | 43.4 | 60 |



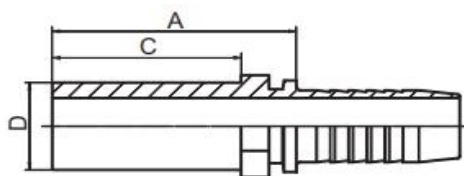
20191



20191-T

90°公制内螺纹球面
90° METRIC FEMALE MULTISEAL

| 代号 PART NO. | 螺纹E THREAD E | 软管 HOSE BORE | | 尺寸 DIMENSIONS | | | |
|----------------|-----------------|--------------|--------|---------------|-----|-------|----|
| | | 公称内径DN | 标号DASH | A | C | H | S2 |
| 20191-10-03 | M10X1 | 5 | 3 | 27 | 2.5 | 35.5 | 14 |
| 20191-12-04 | M12X1.5 | 6 | 4 | 30 | 4 | 37.5 | 17 |
| 20191-14-04 | M14X1.5 | 6 | 4 | 30 | 4.5 | 38 | 19 |
| 20191-14-05 | M14X1.5 | 8 | 5 | 30 | 4.5 | 38 | 19 |
| 20191-16-04 | M16X1.5 | 6 | 4 | 30 | 4.5 | 38.5 | 19 |
| 20191-16-05 | M16X1.5 | 8 | 5 | 33 | 4.5 | 41.5 | 22 |
| 20191-16-06 | M16X1.5 | 10 | 6 | 35.3 | 4.5 | 43.8 | 22 |
| 20191-18-05T | M18X1.5 | 8 | 5 | 33 | 4 | 43 | 24 |
| 20191-18-06 | M18X1.5 | 10 | 6 | 35.3 | 4 | 45.3 | 24 |
| 20191-18-08 | M18X1.5 | 12 | 8 | 40.5 | 4 | 50.5 | 24 |
| 20191-20-06T | M20X1.5 | 10 | 6 | 35.3 | 5.5 | 43.8 | 24 |
| 20191-20-08 | M20X1.5 | 12 | 8 | 39.5 | 5.5 | 39 | 27 |
| 20191-22-06T | M22X1.5 | 10 | 6 | 35.3 | 5 | 44.3 | 27 |
| 20191-22-08 | M22X1.5 | 12 | 8 | 41 | 5 | 53 | 27 |
| 20191-24-08T | M24X1.5 | 12 | 8 | 41 | 5.5 | 51 | 30 |
| 20191-24-10 | M24X1.5 | 16 | 10 | 58 | 5 | 58.5 | 30 |
| 20191-27-10DT | M27X1.5 | 16 | 10 | 56 | 5.5 | 55.5 | 32 |
| 20191-27-10T | M27X2 | 16 | 10 | 56 | 5.5 | 55.5 | 32 |
| 20191-30-12D | M30X1.5 | 20 | 12 | 67.5 | 6 | 68.5 | 36 |
| 20191-30-12 | M30X2 | 20 | 12 | 66.2 | 6 | 68.5 | 36 |
| 20191-36-12T | M36X2 | 20 | 12 | 65.5 | 7 | 67 | 41 |
| 20191-36-14T | M36X2 | 22 | 14 | 71.2 | 7 | 69 | 41 |
| 20191-39-16T | M39X2 | 25 | 16 | 78 | 7 | 73.5 | 46 |
| 20191-45-20T | M45X2 | 32 | 20 | 91.5 | 8.5 | 85 | 55 |
| 20191-52-24T | M52X2 | 40 | 24 | 109.4 | 9 | 100 | 60 |
| 20191-64-32T | M64X2 | 50 | 32 | 131 | 14 | 122.3 | 75 |

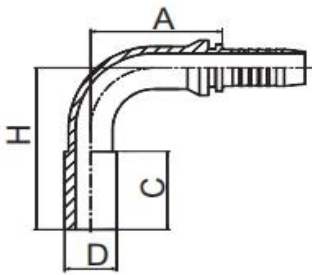


50011

公制卡套式直管

METRIC STANDPIPE STRAIGHT DIN 2353

| 代号 PART NO. | 管子外径D TUBE O.D. | 软管 HOSE BORE | | 尺4 A | DIMENSIONS | | 备注 NOTE |
|----------------|--------------------|--------------|--------|---------|------------|--|------------|
| | | 公称内径DN | 标号DASH | | C | | |
| 50011-06-03 | 6 | 5 | 3 | 28.5 | 22 | | 轻系列 L |
| 50011-06-04 | 6 | 6 | 4 | 29 | 22 | | |
| 50011-10-05 | 10 | 8 | 5 | 31 | 23 | | |
| 50011-10-06 | 10 | 10 | 6 | 32 | 23 | | |
| 50011-12-06 | 12 | 10 | 6 | 33.5 | 23 | | |
| 50011-12-08 | 12 | 12 | 8 | 33 | 23 | | |
| 50011-15-06 | 15 | 10 | 6 | 35 | 25 | | |
| 50011-15-08 | 15 | 12 | 8 | 35.5 | 25 | | |
| 50011-18-08 | 18 | 12 | 8 | 36.5 | 26 | | |
| 50011-18-10 | 18 | 16 | 10 | 40.5 | 26 | | |
| 50011-22-10 | 22 | 16 | 10 | 44.5 | 28 | | |
| 50011-22-12 | 22 | 20 | 12 | 44 | 28 | | |
| 50011-22-16 | 22 | 25 | 16 | 46 | 28 | | |
| 50011-28-16 | 28 | 25 | 16 | 49 | 30 | | |
| 50011-35-20 | 35 | 32 | 20 | 56 | 36 | | |
| 50011-42-24 | 42 | 40 | 24 | 62 | 40 | | |
| 50011-08-04 | 8 | 6 | 4 | 31 | 24 | | 重系列 S |
| 50011-08-05 | 8 | 8 | 5 | 33 | 24 | | |
| 50011-08-06 | 8 | 10 | 6 | 33 | 24 | | |
| 50011-10-04 | 10 | 6 | 4 | 34 | 26 | | |
| 50011-12-04 | 12 | 6 | 4 | 34.5 | 26 | | |
| 50011-12-05 | 12 | 8 | 5 | 35.5 | 26 | | |
| 50011-14-06 | 14 | 10 | 6 | 39.5 | 29 | | |
| 50011-14-08 | 14 | 12 | 8 | 40 | 29 | | |
| 50011-14-12 | 14 | 20 | 12 | 45.5 | 29 | | |
| 50011-16-08 | 16 | 12 | 8 | 41 | 30 | | |
| 50011-16-10 | 16 | 16 | 10 | 45 | 30 | | |
| 50011-20-10 | 20 | 16 | 10 | 52 | 36 | | |
| 50011-20-12 | 20 | 20 | 12 | 52.5 | 36 | | |
| 50011-25-12 | 25 | 20 | 12 | 56 | 40 | | |
| 50011-25-16 | 25 | 25 | 16 | 57 | 40 | | |
| 50011-30-16 | 30 | 25 | 16 | 63 | 44 | | |
| 50011-30-20 | 30 | 32 | 20 | 64 | 44 | | |
| 50011-38-16 | 38 | 25 | 16 | 69 | 50 | | |
| 50011-38-20 | 38 | 32 | 20 | 70 | 50 | | |

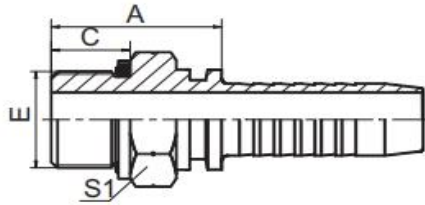


50091

90°公制卡套式直管

90° METRIC STANDPIPE STRAIGHT DIN 2353

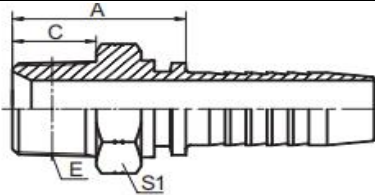
| 代号 PART NO. | 管子外径D TUBE O.D. | 软管 HOSE BORE | | 尺 A | DIMENSIONS | | 备注 NOTE |
|----------------|--------------------|--------------|--------|--------|------------|-------|------------|
| | | 公称内径DN | 标号DASH | | C | H | |
| 50091-06-03 | 6 | 5 | 3 | 26.5 | 22 | 42.5 | 轻系列 L |
| 50091-06-04 | 6 | 6 | 4 | 30 | 22 | 45.5 | |
| 50091-08-05 | 8 | 8 | 5 | 33 | 24 | 50.5 | |
| 50091-08-06 | 8 | 10 | 6 | 35.3 | 24 | 52.8 | |
| 50091-10-05 | 10 | 8 | 5 | 33 | 23 | 49.5 | |
| 50091-10-06 | 10 | 10 | 6 | 35.3 | 23 | 51.8 | |
| 50091-12-06 | 12 | 10 | 6 | 35.3 | 25 | 53.8 | |
| 50091-12-08 | 12 | 12 | 8 | 41 | 25 | 59 | |
| 50091-15-06 | 15 | 10 | 6 | 35.3 | 25 | 53.8 | |
| 50091-15-08 | 15 | 12 | 8 | 41 | 25 | 59 | |
| 50091-18-08 | 18 | 12 | 8 | 41 | 26 | 60 | |
| 50091-18-10 | 18 | 16 | 10 | 56 | 26 | 64.5 | |
| 50091-22-10 | 22 | 16 | 10 | 56 | 28 | 66.5 | |
| 50091-22-12 | 22 | 20 | 12 | 65.5 | 28 | 76 | |
| 50091-22-16 | 22 | 25 | 16 | 76.7 | 28 | 81.5 | |
| 50091-28-16 | 28 | 25 | 16 | 76.7 | 30 | 83.5 | |
| 50091-35-20 | 35 | 32 | 20 | 93 | 36 | 100.5 | |
| 50091-08-04 | 8 | 6 | 4 | 30 | 24 | 47.5 | |
| 50091-10-04 | 10 | 6 | 4 | 30 | 26 | 49.5 | |
| 50091-12-04 | 12 | 6 | 4 | 30 | 26 | 49.5 | |
| 50091-12-05 | 12 | 8 | 5 | 33 | 26 | 52.5 | |
| 50091-14-06 | 14 | 10 | 6 | 35.3 | 29 | 57.8 | |
| 50091-14-08 | 14 | 12 | 8 | 41 | 29 | 63 | |
| 50091-16-08 | 16 | 12 | 8 | 41 | 30 | 64 | |
| 50091-16-10 | 16 | 16 | 10 | 56.5 | 30 | 68.5 | |
| 50091-20-10 | 20 | 16 | 10 | 56 | 36 | 74.5 | |
| 50091-20-12 | 20 | 20 | 12 | 65.5 | 36 | 84 | |
| 50091-25-12 | 25 | 20 | 12 | 65.5 | 40 | 88 | |
| 50091-25-16 | 25 | 25 | 16 | 76.7 | 40 | 93.5 | |
| 50091-30-16 | 30 | 25 | 16 | 78 | 40 | 109.5 | |
| 50091-30-20 | 30 | 32 | 20 | 91.5 | 44 | 108.5 | |
| 50091-38-16 | 38 | 25 | 16 | 76.7 | 50 | 115.5 | |
| 50091-38-20 | 38 | 32 | 20 | 91.5 | 50 | 114.5 | |



12211

英管外螺纹 O 形圈密封
BSP MALE O-RING SEAL

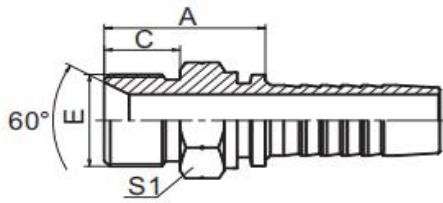
| 代号 PART NO. | 螺纹E THREAD E | 软管 HOSE BORE | | O形圈 O-RING | 尺寸 DIMENSIONS | | |
|----------------|-----------------|--------------|--------|---------------|---------------|------|----|
| | | 公称内径DN | 标号DASH | | A | C | S1 |
| 12211-04-04 | G1/4"X19 | 6 | 4 | O111 | 25 | 11 | 19 |
| 12211-04-06 | G1/4"X19 | 10 | 6 | O111 | 23.5 | 11 | 19 |
| 12211-06-06 | G3/8"X19 | 10 | 6 | O113 | 26 | 11.5 | 24 |
| 12211-08-04 | G1/2"X14 | 6 | 4 | O115 | 30 | 14 | 27 |
| 12211-08-06 | G1/2"X14 | 10 | 6 | O115 | 32 | 14 | 27 |
| 12211-08-08 | G1/2"X14 | 12 | 8 | O115 | 32.5 | 14 | 27 |
| 12211-10-10 | G5/8"X14 | 16 | 10 | O910 | 33 | 15.5 | 30 |
| 12211-12-10 | G3/4"X14 | 16 | 10 | O119 | 33 | 15.5 | 36 |
| 12211-12-12 | G3/4"X14 | 20 | 12 | O119 | 35.5 | 15.5 | 36 |
| 12211-12-16 | G3/4"X14 | 25 | 16 | O119 | 36.5 | 15.5 | 36 |
| 12211-16-16 | G1"X11 | 25 | 16 | O217 | 42.5 | 18 | 41 |
| 12211-20-20 | G1.1/4"X11 | 32 | 20 | O222 | 46 | 20 | 50 |



13011-SP

英锥管外螺纹
BSPT MALE

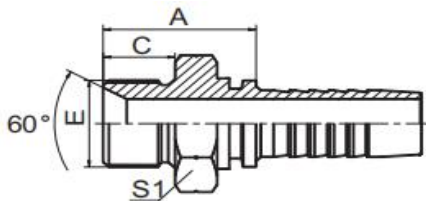
| 代号 PART NO. | 螺纹E THREAD E | 软管 HOSE BORE | | | 尺寸 DIMENSIONS | | |
|----------------|-----------------|--------------|--------|--|---------------|------|----|
| | | 公称内径DN | 标号DASH | | A | C | S1 |
| 13011-02-03SP | R1/8"X28 | 5 | 3 | | 22 | 12 | 12 |
| 13011-02-04SP | R1/8"X28 | 6 | 4 | | 22.5 | 10 | 12 |
| 13011-04-04SP | R1/4"X19 | 6 | 4 | | 27 | 14.5 | 14 |
| 13011-04-05SP | R1/4"X19 | 8 | 5 | | 27 | 14.5 | 14 |
| 13011-04-06SP | R1/4"X19 | 10 | 6 | | 27 | 14.5 | 17 |
| 13011-06-04SP | R3/8"X19 | 6 | 4 | | 27.5 | 15 | 17 |
| 13011-06-05SP | R3/8"X19 | 8 | 5 | | 27.5 | 15 | 17 |
| 13011-06-06SP | R3/8"X19 | 10 | 6 | | 27.5 | 15 | 17 |
| 13011-06-08SP | R3/8"X19 | 12 | 8 | | 28 | 15 | 19 |
| 13011-08-06SP | R1/2"X14 | 10 | 6 | | 34.5 | 20 | 22 |
| 13011-08-08SP | R1/2"X14 | 12 | 8 | | 35 | 20 | 22 |
| 13011-08-10SP | R1/2"X14 | 16 | 10 | | 35.5 | 20 | 22 |
| 13011-08-12SP | R1/2"X14 | 20 | 12 | | 38 | 20 | 27 |
| 13011-12-08SP | R3/4"X14 | 12 | 8 | | 37 | 20 | 27 |
| 13011-12-10SP | R3/4"X14 | 16 | 10 | | 38 | 20 | 27 |
| 13011-12-12SP | R3/4"X14 | 20 | 12 | | 38.5 | 20 | 27 |
| 13011-12-16SP | R3/4"X14 | 25 | 16 | | 40.5 | 20 | 32 |
| 13011-16-12SP | R1"X11 | 20 | 12 | | 43.5 | 25.5 | 36 |
| 13011-16-16SP | R1"X11 | 25 | 16 | | 45 | 25.5 | 36 |
| 13011-20-20SP | R1.1/4"X11 | 32 | 20 | | 49.5 | 26.5 | 46 |
| 13011-24-24SP | R1.1/2"X11 | 40 | 24 | | 52.5 | 26.5 | 50 |
| 13011-32-24SP | R2"X11 | 40 | 24 | | 57 | 30 | 65 |
| 13011-32-32SP | R2"X11 | 50 | 32 | | 57 | 30 | 65 |



12611

英管外螺纹 60°内锥面
BSP MALE 60° CONE SEAT

| 代号 PART NO. | 螺纹E THREAD E | 软管 HOSE BORE | | 尺寸 DIMENSIONS | | |
|----------------|-----------------|--------------|--------|---------------|------|----|
| | | 公称内径DN | 标号DASH | A | C | S1 |
| 12611-02-03 | G1/8"X28 | 5 | 3 | 22 | 10 | 12 |
| 12611-04-04 | G1/4"X19 | 6 | 4 | 24.5 | 12 | 14 |
| 12611-06-05 | G3/8"X19 | 8 | 5 | 26 | 13.5 | 17 |
| 12611-06-06 | G3/8"X19 | 10 | 6 | 26 | 13.5 | 17 |
| 12611-06-08 | G3/8"X19 | 12 | 8 | 26.5 | 13.5 | 19 |
| 12611-08-06 | G1/2"X14 | 10 | 6 | 30.5 | 16 | 22 |
| 12611-08-08 | G1/2"X14 | 12 | 8 | 31 | 16 | 22 |
| 12611-10-08 | G5/8"X14 | 12 | 8 | 32.5 | 17.5 | 24 |
| 12611-10-10 | G5/8"X14 | 16 | 10 | 33.5 | 17.5 | 24 |
| 12611-12-08 | G3/4"X14 | 12 | 8 | 35.5 | 18.5 | 27 |
| 12611-12-10 | G3/4"X14 | 16 | 10 | 36.5 | 18.5 | 27 |
| 12611-12-12 | G3/4"X14 | 20 | 12 | 36.5 | 18.5 | 27 |
| 12611-16-12 | G1"X11 | 20 | 12 | 40.5 | 20.5 | 36 |
| 12611-16-16 | G1"X11 | 25 | 16 | 41.5 | 20.5 | 36 |
| 12611-20-16 | G1.1/4"X11 | 25 | 16 | 43.5 | 20.5 | 46 |
| 12611-20-20 | G1.1/4"X11 | 32 | 20 | 46.5 | 20.5 | 46 |
| 12611-24-20 | G.1/2"X11 | 32 | 20 | 49 | 23 | 50 |
| 12611-24-24 | G.1/2"X11 | 40 | 24 | 49 | 23 | 50 |
| 12611-32-32 | G2"X11 | 50 | 32 | 53.5 | 25.5 | 65 |

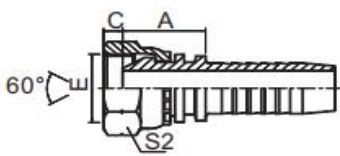


12611A

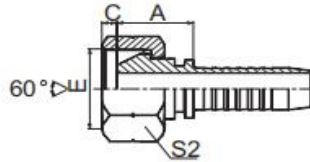
英管外螺纹 60°内锥面或六角端面
用组合垫密封的双用接头
BSP MALE DOUBLE USE FOR 60°
CONE SEAT OR BONDED SEAL

| 代号 PART NO. | 螺纹E THREAD E | 软管 HOSE BORE | | 尺寸 DIMENSIONS | | |
|----------------|-----------------|--------------|--------|---------------|------|----|
| | | 公称内径DN | 标号DASH | A | C | S1 |
| 12611A-02-03 | G1/8"X28 | 5 | 3 | 22 | 10 | 14 |
| 12611A-04-04 | G1/4"X19 | 6 | 4 | 24.5 | 12 | 19 |
| 12611A-04-05 | G1/4"X19 | 8 | 5 | 24.5 | 12 | 19 |
| 12611A-06-05 | G3/8"X19 | 8 | 5 | 26 | 13.5 | 22 |
| 12611A-06-06 | G3/8"X19 | 10 | 6 | 28 | 13.5 | 22 |
| 12611A-06-08 | G3/8"X19 | 12 | 8 | 28.5 | 13.5 | 22 |
| 12611A-08-06 | G1/2"X14 | 10 | 6 | 33 | 16 | 27 |
| 12611A-08-08 | G1/2"X14 | 12 | 8 | 33 | 16 | 27 |
| 12611A-08-10 | G1/2"X14 | 16 | 10 | 34 | 16 | 27 |
| 12611A-10-08 | G5/8"X14 | 12 | 8 | 35 | 17.5 | 30 |
| 12611A-10-10 | G5/8"X14 | 16 | 10 | 35.5 | 17.5 | 30 |

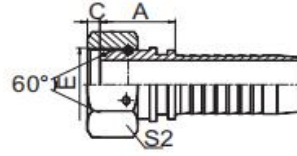
| | | | | | | | |
|--------------|------------|----|----|--|------|------|----|
| 12611A-12-08 | G3/4"X14 | 12 | 8 | | 36.5 | 18.5 | 32 |
| 12611A-12-10 | G3/4"X14 | 16 | 10 | | 37.5 | 18.5 | 32 |
| 12611A-12-12 | G3/4"X14 | 20 | 12 | | 37.5 | 18.5 | 32 |
| 12611A-16-12 | G1"X11 | 20 | 12 | | 42.5 | 20.5 | 41 |
| 12611A-16-16 | G1"X11 | 25 | 16 | | 43.5 | 20.5 | 41 |
| 12611A-20-16 | G1.1/4"X11 | 25 | 16 | | 45.5 | 20.5 | 50 |
| 12611A-20-20 | G1.1/4"X11 | 32 | 20 | | 46.5 | 20.5 | 50 |
| 12611A-24-24 | G.1/2"X11 | 40 | 24 | | 49 | 23 | 55 |
| 12611A-32-32 | G2"X11 | 50 | 32 | | 54.5 | 25.5 | 70 |



22611



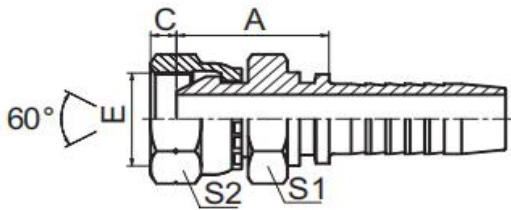
22611-T



22611-W

英管内螺纹 60°外锥面
BSP FEMALE 60° CONE

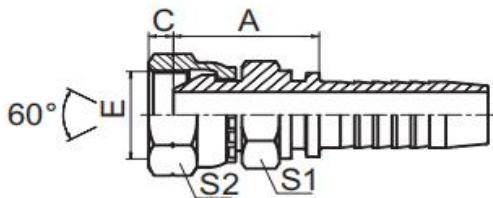
| 代号 PART NO. | 螺纹E THREAD E | 软管 HOSE BORE | | 尺寸 DIMENSIONS | | |
|----------------|-----------------|--------------|--------|---------------|------|----|
| | | 公称内径DN | 标号DASH | A | C | S2 |
| 22611-02-03 | G1/8"X28 | 5 | 3 | 15 | 5.5 | 14 |
| 22611-02-04 | G1/8"X28 | 6 | 4 | 15.5 | 5.5 | 14 |
| 22611-04-03 | G1/4"X19 | 5 | 3 | 17.5 | 5.5 | 19 |
| 22611-04-04 | G1/4"X19 | 6 | 4 | 18 | 5.5 | 19 |
| 22611-04-05 | G1/4"X19 | 8 | 5 | 18 | 5.5 | 19 |
| 22611-04-06 | G1/4"X19 | 10 | 6 | 18 | 5.5 | 19 |
| 22611-06-04 | G3/8"X19 | 6 | 4 | 19 | 6.3 | 22 |
| 22611-06-05 | G3/8"X19 | 8 | 5 | 19 | 6.3 | 22 |
| 22611-06-06 | G3/8"X19 | 10 | 6 | 19.5 | 6.3 | 22 |
| 22611-06-08 | G3/8"X19 | 12 | 8 | 19.5 | 6.3 | 22 |
| 22611-08-06T | G1/2"X14 | 10 | 6 | 18.5 | 7.5 | 27 |
| 22611-08-08 | G1/2"X14 | 12 | 8 | 21.5 | 7.5 | 27 |
| 22611-10-08 | G5/8"X14 | 12 | 8 | 22 | 9.5 | 30 |
| 22611-10-10 | G5/8"X14 | 16 | 10 | 23 | 9.5 | 30 |
| 22611-12-08T | G3/4"X14 | 12 | 8 | 20 | 10.9 | 32 |
| 22611-12-10 | G3/4"X14 | 16 | 10 | 24 | 10.9 | 32 |
| 22611-12-12 | G3/4"X14 | 20 | 12 | 23.5 | 10.9 | 32 |
| 22611-16-12T | G1"X11 | 20 | 12 | 23 | 11.7 | 41 |
| 22611-16-14 | G1"X11 | 22 | 14 | 26 | 11.7 | 41 |
| 22611-16-16 | G1"X11 | 25 | 16 | 27 | 11.7 | 41 |
| 22611-20-16T | G1.1/4"X11 | 25 | 16 | 27 | 11 | 50 |
| 22611-20-20W | G1.1/4"X11 | 32 | 20 | 30.5 | 11 | 50 |
| 22611-24-20T | G1.1/2"X11 | 32 | 20 | 29.5 | 13 | 55 |
| 22611-24-24W | G1.1/2"X11 | 40 | 24 | 32 | 13 | 55 |
| 22611-32-24T | G2"X11 | 40 | 24 | 30 | 16 | 70 |
| 22611-32-32W | G2"X11 | 50 | 32 | 31 | 16 | 70 |



22611D

英管内螺纹 60° 外锥面双六角
BSP FEMALE 60° CONE DOUBLE HEXAGON

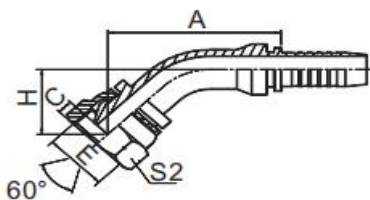
| 代号 PART NO. | 螺纹E THREAD E | 软管 HOSE BORE | | 尺寸 DIMENSIONS | | | |
|----------------|-----------------|--------------|--------|---------------|------|----|----|
| | | 公称内径DN | 标号DASH | A | C | S1 | S2 |
| 22611D-04-04 | G1/4"X19 | 6 | 4 | 23.5 | 5.5 | 19 | 19 |
| 22611D-06-06 | G3/8"X19 | 10 | 6 | 26.5 | 6.3 | 22 | 22 |
| 22611D-08-08 | G1/2"X14 | 12 | 8 | 31 | 7.5 | 27 | 27 |
| 22611D-10-08 | G5/8"X14 | 12 | 8 | 31 | 9.5 | 30 | 30 |
| 22611D-12-08 | G3/4"X14 | 12 | 8 | 31.5 | 10.9 | 32 | 32 |
| 22611D-12-12 | G3/4"X14 | 20 | 12 | 33.5 | 10.9 | 32 | 32 |
| 22611D-16-16 | G1"X11 | 25 | 16 | 35.5 | 11.7 | 41 | 41 |
| 22611D-20-20W | G1.1/4"X11 | 32 | 20 | 46 | 11 | 50 | 50 |



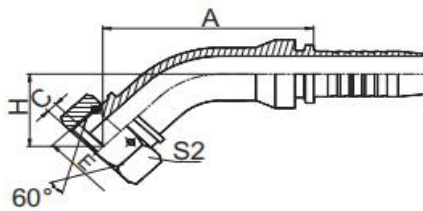
22611D-SM

英管内螺纹 60° 外锥面双六角
BSP FEMALE 60° CONE DOUBLE HEXAGON

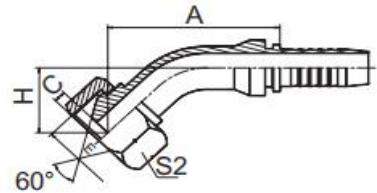
| 代号 PART NO. | 螺纹E THREAD E | 软管 HOSE BORE | | 尺寸 DIMENSIONS | | | |
|----------------|-----------------|--------------|--------|---------------|------|----|----|
| | | 公称内径DN | 标号DASH | A | C | S1 | S2 |
| 22611D-04- | G1/4"X19 | 6 | 4 | 23.5 | 5.5 | 12 | 19 |
| 22611D-06- | G3/8"X19 | 10 | 6 | 24.5 | 6.3 | 17 | 22 |
| 22611D-08- | G1/2"X14 | 12 | 8 | 29 | 7.5 | 22 | 27 |
| 22611D-10- | G5/8"X14 | 12 | 8 | 29 | 9.5 | 22 | 30 |
| 22611D-12- | G3/4"X14 | 12 | 8 | 31.5 | 10.9 | 27 | 32 |
| 22611D-12- | G3/4"X14 | 20 | 12 | 33.5 | 10.9 | 27 | 32 |
| 22611D-16- | G1"X11 | 25 | 16 | 35.5 | 11.7 | 32 | 41 |
| 22611D-20- | G1.1/4"X11 | 32 | 20 | 42 | 11 | 41 | 50 |



22641



22641-W

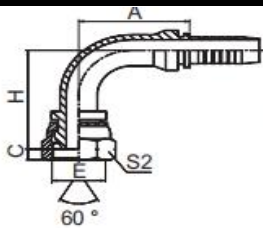


22641-T

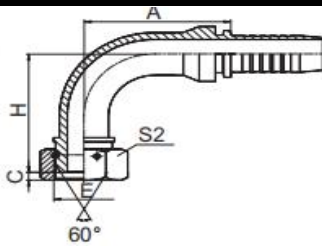
45° 英管内螺纹 60° 外锥面
45° BSP FEMALE 60° CONE

| 代号 PART NO. | 螺纹E THREAD E | 软管 HOSE BORE | | 尺寸 DIMENSIONS | | | |
|----------------|-----------------|--------------|--------|---------------|-----|------|----|
| | | 公称内径DN | 标号DASH | A | C | H | S2 |
| 22641-04-04 | G1/4"X19 | 6 | 4 | 42.3 | 5.5 | 20.2 | 19 |
| 22641-06-04 | G3/8"X19 | 6 | 4 | 43.2 | 6.3 | 21 | 22 |

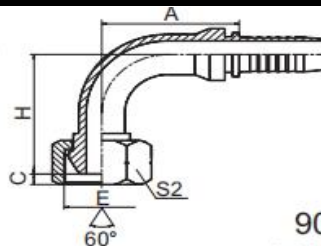
| | | | | | | | |
|--------------|------------|----|----|-------|------|------|----|
| 22641-06-05 | G3/8"X19 | 8 | 5 | 45.3 | 6.3 | 22 | 22 |
| 22641-06-06 | G3/8"X19 | 10 | 6 | 46.9 | 6.3 | 22.6 | 22 |
| 22641-08-06T | G1/2"X14 | 10 | 6 | 46.7 | 7.5 | 22.5 | 27 |
| 22641-08-08 | G1/2"X14 | 12 | 8 | 61.1 | 7.5 | 26.1 | 27 |
| 22641-10-08 | G5/8"X14 | 12 | 8 | 61.4 | 9.5 | 26.5 | 30 |
| 22641-10-10 | G5/8"X14 | 16 | 10 | 72 | 9.5 | 27.8 | 30 |
| 22641-12-08T | G3/4"X14 | 12 | 8 | 59.4 | 10.9 | 24.4 | 32 |
| 22641-12-10 | G3/4"X14 | 16 | 10 | 73 | 10.9 | 28.2 | 32 |
| 22641-12-12 | G3/4"X14 | 20 | 12 | 78.6 | 10.9 | 31.8 | 32 |
| 22641-16-12T | G1"X11 | 20 | 12 | 77.6 | 11.7 | 30.2 | 41 |
| 22641-16-16 | G1"X11 | 25 | 16 | 88.4 | 11.7 | 34.2 | 41 |
| 22641-20-16T | G1.1/4"X11 | 25 | 16 | 86.8 | 11 | 32.5 | 50 |
| 22641-20-20W | G1.1/4"X11 | 32 | 20 | 98.8 | 11 | 38 | 50 |
| 22641-24-24W | G1.1/2"X11 | 40 | 24 | 116.2 | 13 | 45.5 | 55 |
| 22641-32-32W | G2"X11 | 50 | 32 | 135.7 | 16 | 52.7 | 70 |



22691



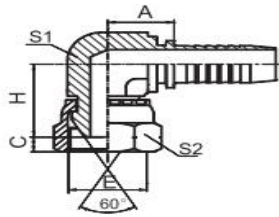
22691-W



22691-T

90°英制内螺纹 60°外锥面
90°BSP FEMALE 60° CONE

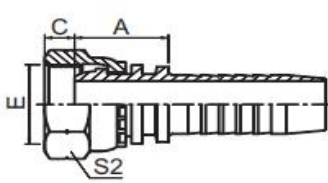
| 代号 PART NO. | 螺纹E THREAD E | 软管 HOSE BORE | | 尺寸 DIMENSIONS | | | |
|----------------|-----------------|--------------|--------|---------------|------|-------|----|
| | | 公称内径DN | 标号DASH | A | C | H | S2 |
| 22691-02-03 | G1/8"X28 | 5 | 3 | 26.5 | 5.5 | 31.5 | 14 |
| 22691-02-04 | G1/8"X28 | 6 | 4 | 30 | 5.5 | 34.5 | 14 |
| 22691-04-03 | G1/4"X19 | 5 | 3 | 26.5 | 5.5 | 33.5 | 19 |
| 22691-04-04 | G1/4"X19 | 6 | 4 | 30 | 5.5 | 36.5 | 19 |
| 22691-04-05 | G1/4"X19 | 8 | 5 | 33 | 5.5 | 39.5 | 19 |
| 22691-04-06 | G1/4"X19 | 10 | 6 | 30 | 5.5 | 36.5 | 19 |
| 22691-06-04 | G3/8"X19 | 6 | 4 | 30 | 6.3 | 37.7 | 22 |
| 22691-06-05 | G3/8"X19 | 8 | 5 | 33 | 6.3 | 40.7 | 22 |
| 22691-06-06 | G3/8"X19 | 10 | 6 | 35.3 | 6.3 | 43 | 22 |
| 22691-08-06T | G1/2"X14 | 10 | 6 | 35.3 | 7 | 41.8 | 27 |
| 22691-08-08 | G1/2"X14 | 12 | 8 | 41 | 7.5 | 51 | 27 |
| 22691-08-10 | G1/2"X14 | 16 | 10 | 41.5 | 7.5 | 51 | 27 |
| 22691-10-08 | G5/8"X14 | 12 | 8 | 41 | 9.5 | 51.5 | 30 |
| 22691-10-10 | G5/8"X14 | 16 | 10 | 56 | 9.5 | 56 | 30 |
| 22691-12-08T | G3/4"X14 | 12 | 8 | 41 | 10.9 | 48.6 | 32 |
| 22691-12-10 | G3/4"X14 | 16 | 10 | 56 | 10.9 | 56.6 | 32 |
| 22691-12-12 | G3/4"X14 | 20 | 12 | 64.9 | 10.9 | 66.1 | 32 |
| 22691-16-12T | G1"X11 | 20 | 12 | 65.5 | 11.7 | 63.8 | 41 |
| 22691-16-14 | G1"X11 | 22 | 14 | 71.2 | 11.7 | 69.3 | 41 |
| 22691-16-16 | G1"X11 | 25 | 16 | 76.7 | 11.7 | 73.8 | 41 |
| 22691-20-16T | G1.1/4"X11 | 25 | 16 | 76.7 | 11 | 72 | 50 |
| 22691-20-20W | G1.1/4"X11 | 32 | 20 | 91.5 | 11 | 84.3 | 50 |
| 22691-24-24W | G1.1/2"X11 | 40 | 24 | 109.4 | 13 | 103 | 55 |
| 22691-32-32W | G2"X11 | 50 | 32 | 131.8 | 16 | 123.3 | 70 |



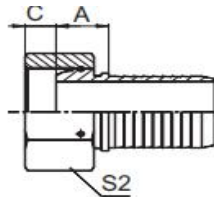
22691K

90° 英管短身内螺纹 60° 外锥面
90° BSP COMPACT FEMALE 60° CONE

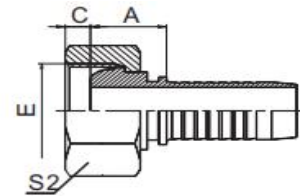
| 代号 PART NO. | 螺纹E THREAD E | 软管 HOSE BORE | | 尺寸 DIMENSIONS | | | |
|----------------|---------------------|--------------|--------|---------------|------|------|----|
| | | 公称内径DN | 标号DASH | A | C | H | S1 |
| 22691K-04-04 | G1/4..X19 | 6 | 4 | 17.5 | 5.5 | 18.5 | 11 |
| 22691K-06-04 | G3/8"X19 | 6 | 4 | 20 | 6.3 | 24 | 16 |
| 22691K-06-05 | G3/8..X19 | 8 | 5 | 20 | 6.3 | 24 | 16 |
| 22691K-06-06 | G3/8..X19 | 10 | 6 | 20 | 6.3 | 24 | 16 |
| 22691K-08-06 | G1/2"X14 | 10 | 6 | 23 | 7.5 | 28.5 | 19 |
| 22691K-08-08 | G1/2"X14 | 12 | 8 | 23.5 | 7.5 | 28.5 | 19 |
| 22691K-10-10 | G5/8"X14 | 16 | 10 | 24.5 | 9.5 | 30.5 | 22 |
| 22691K-12-12 | G3/4"X14 | 20 | 12 | 27.5 | 10.9 | 33 | 27 |
| 22691K-16-16 | G1 ^H X11 | 25 | 16 | 43 | 11.7 | 38.5 | 33 |



22111



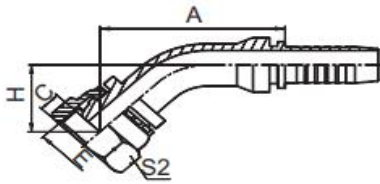
22111W



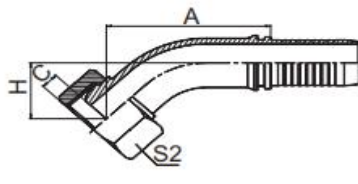
22111-T

英管内螺纹球面
BSP FEMALE MULTISEAL

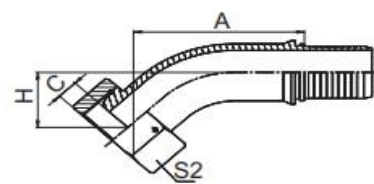
| 代号 PART NO. | 螺纹E THREAD E | 软管 HOSE BORE | | 尺寸 DIMENSIONS | | |
|----------------|-----------------|--------------|--------|---------------|------|----|
| | | 公称内径DN | 标号DASH | A | C | S2 |
| 22111-02-04 | G1/8"X28 | 6 | 4 | 19 | 2 | 14 |
| 22111-04-03 | G1/4"X19 | 5 | 3 | 19 | 4 | 19 |
| 22111-04-04 | G1/4"X19 | 6 | 4 | 19.5 | 4 | 19 |
| 22111-06-05 | G3/8"X19 | 8 | 5 | 20 | 5 | 22 |
| 22111-06-06 | G3/8"X19 | 10 | 6 | 20.5 | 5 | 22 |
| 22111-06-08 | G3/8"X19 | 12 | 8 | 21 | 5 | 22 |
| 22111-08-06T | G1/2"X14 | 10 | 6 | 20 | 6 | 27 |
| 22111-08-08 | G1/2"X14 | 12 | 8 | 23 | 6 | 27 |
| 22111-08-10 | G1/2"X14 | 16 | 10 | 23.5 | 6 | 27 |
| 22111-10-10 | G5/8"X14 | 16 | 10 | 24 | 8 | 30 |
| 22111-10-12 | G5/8"X14 | 20 | 12 | 25 | 8 | 30 |
| 22111-12-08T | G3/4"X14 | 12 | 8 | 23 | 9.5 | 32 |
| 22111-12-10 | G3/4"X14 | 16 | 10 | 25.5 | 9.5 | 32 |
| 22111-12-12 | G3/4"X14 | 20 | 12 | 26 | 9.5 | 32 |
| 22111-16-12T | G1"X11 | 20 | 12 | 24.5 | 11 | 41 |
| 22111-16-14 | G1"X11 | 22 | 14 | 26.5 | 11 | 41 |
| 22111-16-16 | G1"X11 | 25 | 16 | 28 | 11 | 41 |
| 22111-20-16T | G1.1/4"X11 | 25 | 16 | 28 | 11 | 50 |
| 22111-20-20W | G1.1/4"X11 | 32 | 20 | 29.5 | 10 | 50 |
| 22111-24-24W | G1.1/2"X11 | 40 | 24 | 37 | 11.5 | 55 |
| 22111-32-32W | G2"X11 | 50 | 32 | 37 | 15 | 70 |



22141

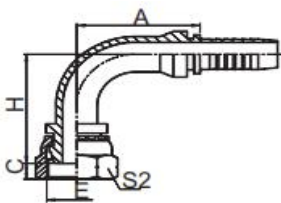


22141-T

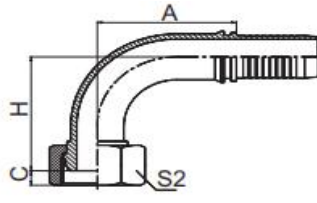


22141-W
45° 英管内螺纹球面
45° BSP FEMALE MULTISEAL

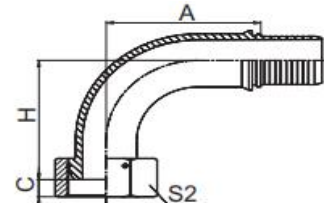
| 代号 PART NO. | 螺纹E THREAD E | 软管 公称内径DN | HOSE BORE 标号DASH | 尺寸 DIMENSIONS | | | |
|----------------|-----------------|--------------|---------------------|---------------|------|------|----|
| | | | | A | C | H | S2 |
| 22141-02-04 | G1/8"X28 | 6 | 4 | 43.7 | 2 | 21.6 | 14 |
| 22141-04-03 | G1/4"X19 | 5 | 3 | 41.3 | 4 | 20.4 | 19 |
| 22141-04-04 | G1/4"X19 | 6 | 4 | 43.4 | 4 | 21.3 | 19 |
| 22141-06-05 | G3/8"X19 | 8 | 5 | 46.2 | 5 | 22.9 | 22 |
| 22141-06-06 | G3/8"X19 | 10 | 6 | 47.8 | 5 | 23.5 | 22 |
| 22141-06-08 | G3/8"X19 | 12 | 8 | 60.4 | 5 | 25.4 | 22 |
| 22141-08-04T | G1/2"X14 | 6 | 4 | 43.9 | 6 | 23.8 | 27 |
| 22141-08-06T | G1/2"X14 | 10 | 6 | 42.5 | 6 | 18.2 | 27 |
| 22141-08-08 | G1/2"X14 | 12 | 8 | 62.1 | 6 | 27.2 | 27 |
| 22141-08-10 | G1/2"X14 | 16 | 10 | 73 | 6 | 29 | 27 |
| 22141-10-10 | G5/8"X14 | 16 | 10 | 73.2 | 8 | 28.9 | 30 |
| 22141-10-12 | G5/8"X14 | 20 | 12 | 79.8 | 8 | 32.5 | 30 |
| 22141-12-08T | G3/4"X14 | 12 | 8 | 63.2 | 9.5 | 28.3 | 32 |
| 22141-12-10 | G3/4"X14 | 16 | 10 | 70.4 | 9.5 | 29.6 | 32 |
| 22141-12-12 | G3/4"X14 | 20 | 12 | 80 | 9.5 | 33.2 | 32 |
| 22141-16-12 | G1"X11 | 20 | 12 | 81.6 | 11 | 33.5 | 41 |
| 22141-16-14 | G1"X11 | 22 | 14 | 83.3 | 11 | 33 | 41 |
| 22141-16-16 | G1"X11 | 25 | 16 | 89 | 11 | 34 | 41 |
| 22141-20-16T | G1.1/4"X11 | 25 | 16 | 87 | 9.1 | 32.9 | 50 |
| 22141-20-20W | G1.1/4"X11 | 32 | 20 | 99 | 10 | 38.4 | 50 |
| 22141-24-24W | G1.1/2"X11 | 40 | 24 | 119.8 | 11.5 | 49 | 55 |
| 22141-32-32W | G2"X11 | 50 | 32 | 138.4 | 15 | 56.2 | 70 |



22191



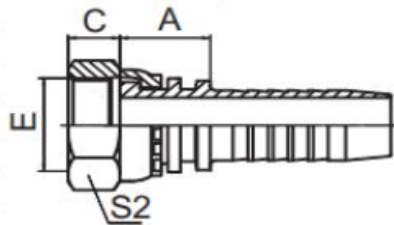
22191-T



22191-W
90° 英管内螺纹球面
90°BSP FEMALE MULTISEAL

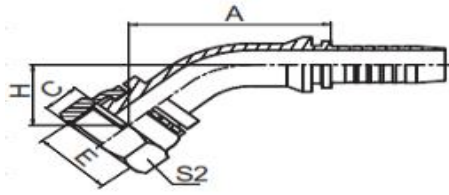
| 代号 PART NO. | 螺纹E THREAD E | 软管 HOSE 公称内径 DN | HOSE BORE 标号DASH | 尺寸 DIMENSIONS | | | |
|----------------|-----------------|--------------------|---------------------|---------------|---|----|----|
| | | | | A | C | H | S2 |
| 22191-02-04 | G1/8"X28 | 6 | 4 | 30 | 2 | 38 | 14 |
| 22191-04-03 | G1/4"X19 | 5 | 3 | 27 | 4 | 35 | 19 |
| 22191-04-04 | G1/4"X19 | 6 | 4 | 30 | 4 | 38 | 19 |

| | | | | | | | |
|--------------|------------|----|----|-------|------|-------|----|
| 22191-04-05 | G1/4"X19 | 8 | 5 | 33 | 4 | 41.5 | 19 |
| 22191-06-05 | G3/8"X19 | 8 | 5 | 33 | 5 | 42 | 22 |
| 22191-06-06 | G3/8"X19 | 10 | 6 | 35.3 | 5 | 44.3 | 22 |
| 22191-06-08 | G3/8"X19 | 12 | 8 | 41 | 5 | 50 | 22 |
| 22191-08-06T | G1/2"X14 | 10 | 6 | 35.3 | 6 | 44.3 | 27 |
| 22191-08-08 | G1/2"X14 | 12 | 8 | 41 | 6 | 52.5 | 27 |
| 22191-10-10 | G5/8"X14 | 16 | 10 | 56 | 8 | 57.5 | 30 |
| 22191-10-12 | G5/8"X14 | 20 | 12 | 65.5 | 8 | 67 | 30 |
| 22191-12-08T | G3/4"X14 | 12 | 8 | 41 | 9.5 | 52 | 32 |
| 22191-12-10 | G3/4"X14 | 16 | 10 | 56 | 9.5 | 58.5 | 32 |
| 22191-12-12 | G3/4"X14 | 20 | 12 | 64.9 | 9.5 | 68 | 32 |
| 22191-16-12T | G1"X11 | 20 | 12 | 65.5 | 11 | 65 | 41 |
| 22191-16-14 | G1"X11 | 22 | 14 | 71.2 | 11 | 69.5 | 41 |
| 22191-16-16 | G1"X11 | 25 | 16 | 77.5 | 11 | 73.5 | 41 |
| 22191-20-16T | G1.1/4"X11 | 25 | 16 | 76.7 | 10 | 72 | 50 |
| 22191-20-20W | G1.1/4"X11 | 32 | 20 | 91.5 | 10 | 85 | 50 |
| 22191-24-24W | G1.1/2"X11 | 40 | 24 | 109.4 | 11.5 | 108 | 55 |
| 22191-32-32W | G2"X11 | 50 | 32 | 131 | 15 | 128.3 | 70 |



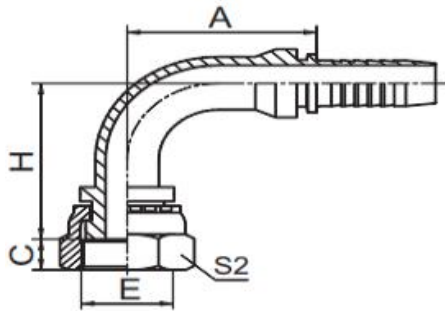
22211
英管内螺纹平面密封
BSP FEMALE FLAT SEAL

| 代号 PART NO. | 螺纹E THREAD E | 软管 HOSE BORE | | 尺寸 DIMENSIONS | | |
|----------------|-----------------|--------------|--------|---------------|------|----|
| | | 公称内径DN | 标号DASH | A | C | S2 |
| 22211-04-04 | G1/4"X19 | 6 | 4 | 15.5 | 8 | 19 |
| 22211-06-05 | G3/8"X19 | 8 | 5 | 17 | 9 | 22 |
| 22211-06-06 | G3/8"X19 | 10 | 6 | 16.5 | 9 | 22 |
| 22211-08-08 | G1/2"X14 | 12 | 8 | 18.5 | 10.5 | 27 |
| 22211-10-10 | G5/8"X14 | 16 | 10 | 21 | 12 | 30 |
| 22211-12-12 | G3/4"X14 | 20 | 12 | 21.5 | 13.5 | 32 |
| 22211-16-16 | G1"X11 | 25 | 16 | 23 | 15.5 | 41 |
| 22211-20-20W | G1.1/4"X11 | 32 | 20 | 26 | 15.5 | 50 |
| 22211-24-24W | G1.1/2"X11 | 40 | 24 | 27.5 | 17.5 | 55 |
| 22211-32-32W | G2"X11 | 50 | 32 | 30.5 | 23 | 70 |



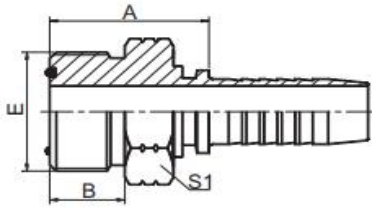
22241
45° 英管内螺纹平面密封
45° BSP FEMALE FLAT SEAL

| 代号 PART NO. | 螺纹E THREAD E | 软管 HOSE BORE | | 尺寸 DIMENSIONS | | | |
|----------------|-----------------|--------------|--------|---------------|------|------|----|
| | | 公称内径DN | 标号DASH | H | A | C | S2 |
| 22241-04-04 | G1/4"X19 | 6 | 4 | 18.8 | 40.9 | 8 | 19 |
| 22241-06-06 | G3/8"X19 | 10 | 6 | 21 | 45.3 | 9 | 22 |
| 22241-08-08 | G1/2"X14 | 12 | 8 | 24 | 58.9 | 10.5 | 27 |
| 22241-12-12 | G3/4"X14 | 20 | 12 | 30 | 77.4 | 13.5 | 32 |
| 22241-16-16 | G1"X11 | 25 | 16 | 31.5 | 82.7 | 15.5 | 41 |
| 22241-20-20W | G1.1/4"X11 | 32 | 20 | 36.6 | 97.3 | 15.5 | 50 |



22291
90° 英管内螺纹平面密封
90° BSP FEMALE FLAT SEAL

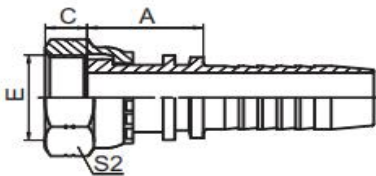
| 代号 PART NO. | 螺纹E THREAD E | 软管 HOSE BORE | | 尺寸 DIMENSIONS | | | |
|----------------|-----------------|--------------|--------|---------------|-------|------|----|
| | | 公称内径DN | 标号DASH | H | A | C | S2 |
| 22241-04-04 | G1/4"X19 | 6 | 4 | 18.8 | 40.9 | 8 | 19 |
| 22241-06-06 | G3/8"X19 | 10 | 6 | 21 | 45.3 | 9 | 22 |
| 22241-08-08 | G1/2"X14 | 12 | 8 | 24 | 58.9 | 10.5 | 27 |
| 22241-12-12 | G3/4"X14 | 20 | 12 | 30 | 77.4 | 13.5 | 32 |
| 22241-16-16 | G1"X11 | 25 | 16 | 31.5 | 82.7 | 15.5 | 41 |
| 22241-20-20W | G1.1/4"X11 | 32 | 20 | 36.6 | 97.3 | 15.5 | 50 |
| 22241-24-24W | G1.1/2"X11 | 40 | 24 | 98.5 | 109.4 | 17.5 | 55 |



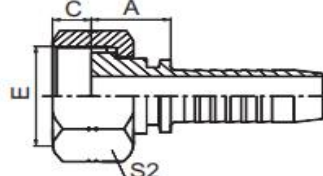
14211

美制ORFS外螺纹平面O形圈密封
ORFS MALE O-RING SEAL
ISO 8434-3--SAE J1453

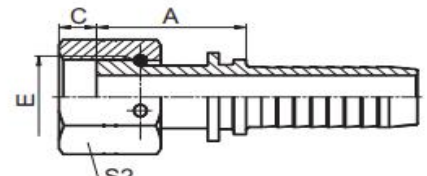
| 代号 PART NO. | 螺纹E THREAD E | 软管 HOSE BORE | | O形圈 O-RING | 尺寸 DIMENSIONS | | |
|----------------|-----------------|--------------|--------|---------------|---------------|------|----|
| | | 公称内径DN | 标号DASH | | A | B | S1 |
| 14211-04-04 | 9/16"X18 | 6 | 4 | O011 | 22.5 | 9.8 | 17 |
| 14211-06-04 | 11/16"X16 | 6 | 4 | O012 | 24 | 11.2 | 19 |
| 14211-06-06 | 11/16"X16 | 10 | 6 | O012 | 24 | 11.2 | 19 |
| 14211-08-06 | 13/16"X16 | 10 | 6 | O014 | 27.5 | 13 | 22 |
| 14211-08-08 | 13/16"X16 | 12 | 8 | O014 | 28.5 | 12.8 | 22 |
| 14211-08-10 | 13/16"X16 | 16 | 10 | O014 | 28.5 | 12.8 | 22 |
| 14211-10-08 | 1"X14 | 12 | 8 | O016 | 32.5 | 15.5 | 27 |
| 14211-10-10 | 1"X14 | 16 | 10 | O016 | 33.5 | 15.5 | 27 |
| 14211-12-08 | 1.3/16"X12 | 12 | 8 | O018 | 35.5 | 17 | 32 |
| 14211-12-10 | 1.3/16"X12 | 16 | 10 | O018 | 36 | 17 | 32 |
| 14211-12-12 | 1.3/16"X12 | 20 | 12 | O018 | 36.5 | 17 | 32 |
| 14211-16-12 | 1.7/16"X12 | 20 | 12 | O021 | 37 | 17.5 | 38 |
| 14211-16-16 | 1.7/16"X12 | 25 | 16 | O021 | 38.5 | 17.5 | 38 |
| 14211-20-20 | 1.11/16"X12 | 32 | 20 | O025 | 41.5 | 17.5 | 46 |
| 14211-24-24 | 2"X12 | 40 | 24 | O029 | 46.5 | 17.5 | 55 |



24211



24211-T

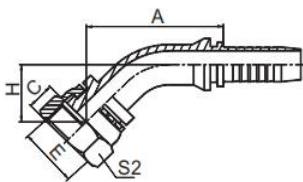


24211W

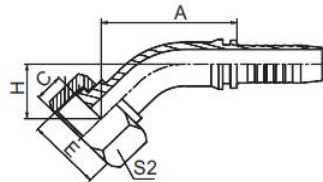
美制 ORFS 内螺纹平面
ORFS FEMALE FLAT SEAT
ISO 12151-1--SAE J516

| 代号 PART NO. | 螺纹E THREAD E | 软管 HOSE BORE | | | 尺寸 DIMENSIONS | | |
|----------------|-----------------|--------------|--------|--|---------------|-----|----|
| | | 公称内径DN | 标号DASH | | A | C | S2 |
| 24211-04-04 | 9/16"X18 | 6 | 4 | | 22.5 | 8.5 | 19 |
| 24211-04-05 | 9/16"X18 | 8 | 5 | | 22.5 | 8.5 | 19 |
| 24211-04-06 | 9/16"X18 | 10 | 6 | | 22.5 | 8.5 | 19 |
| 24211-06-04T | 11/16"X16 | 6 | 4 | | 23.5 | 10 | 22 |
| 24211-06-05T | 11/16"X16 | 8 | 5 | | 23.5 | 10 | 22 |
| 24211-06-06 | 11/16"X16 | 10 | 6 | | 25.5 | 10 | 22 |
| 24211-06-08 | 11/16"X16 | 12 | 8 | | 26 | 10 | 22 |
| 24211-08-05T | 13/16"X16 | 8 | 5 | | 25 | 11 | 27 |
| 24211-08-06T | 13/16"X16 | 10 | 6 | | 25 | 11 | 27 |

| | | | | | | | |
|--------------|-------------|----|----|--|------|------|----|
| 24211-08-08 | 13/16"X16 | 12 | 8 | | 28 | 11 | 27 |
| 24211-08-10 | 13/16"X16 | 16 | 10 | | 29 | 11 | 27 |
| 24211-10-08T | 1"X14 | 12 | 8 | | 29.5 | 13.5 | 30 |
| 24211-10-10 | 1"X14 | 16 | 10 | | 33 | 13.5 | 30 |
| 24211-10-12 | 1"X14 | 20 | 12 | | 33.5 | 13.5 | 30 |
| 24211-12-08T | 1.3/16"X12 | 12 | 8 | | 30.5 | 15 | 36 |
| 24211-12-10T | 1.3/16"X12 | 16 | 10 | | 31.5 | 15 | 36 |
| 24211-12-12 | 1.3/16"X12 | 20 | 12 | | 35 | 15 | 36 |
| 24211-12-16 | 1.3/16"X12 | 25 | 16 | | 36 | 15 | 36 |
| 24211-16-12T | 1.7/16"X12 | 20 | 12 | | 35 | 14.8 | 41 |
| 24211-16-14T | 1.7/16"X12 | 22 | 14 | | 35 | 14.8 | 41 |
| 24211-16-16T | 1.7/16"X12 | 25 | 16 | | 35 | 14.8 | 41 |
| 24211-16-20 | 1.7/16"X12 | 32 | 20 | | 39.5 | 14.8 | 41 |
| 24211-20-16T | 1.11/16"X12 | 25 | 16 | | 34.5 | 15 | 50 |
| 24211-20-20W | 1.11/16"X12 | 32 | 20 | | 42.5 | 15 | 50 |
| 24211-20-24W | 1.11/16"X12 | 40 | 24 | | 42.5 | 15 | 50 |
| 24211-24-20T | 2"X12 | 32 | 20 | | 36 | 14.8 | 60 |
| 24211-24-24T | 2"X12 | 40 | 24 | | 36 | 14.8 | 60 |



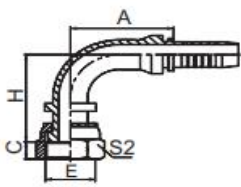
24241



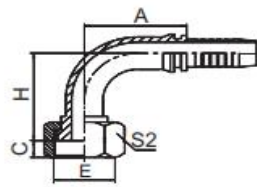
24241T

45°美制ORFS内螺纹平面
45°ORFS FEMALE FLAT SEAL

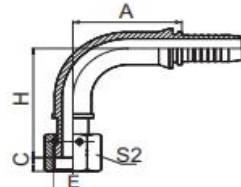
| 代号 PART NO. | 螺纹E THREAD E | 软管 HOSE BORE | | 尺寸 DIMENSIONS | | | |
|----------------|-----------------|--------------|--------|---------------|------|------|----|
| | | 公称内径DN | 标号DASH | A | H | C | S2 |
| 24241-04-04 | 9/16"X18 | 6 | 4 | 45.5 | 23.4 | 8.5 | 19 |
| 24241-04-05 | 9/16"X18 | 8 | 5 | 45.5 | 23.4 | 8.5 | 19 |
| 24241-06-05T | 11/16"X16 | 8 | 5 | 51.7 | 27.4 | 10 | 22 |
| 24241-06-06 | 11/16"X16 | 10 | 6 | 51.7 | 27.4 | 10 | 22 |
| 24241-06-08 | 11/16"X16 | 12 | 8 | 51.7 | 27.4 | 10 | 22 |
| 24241-08-06T | 13/16"X16 | 10 | 6 | 65.3 | 30.4 | 11 | 27 |
| 24241-08-08 | 13/16"X16 | 12 | 8 | 65.3 | 30.4 | 11 | 27 |
| 24241-08-10 | 13/16"X16 | 16 | 10 | 65.3 | 30.4 | 11 | 27 |
| 24241-10-08T | 1"X14 | 12 | 8 | 79.7 | 34.9 | 13.5 | 30 |
| 24241-10-10 | 1"X14 | 16 | 10 | 79.7 | 34.9 | 13.5 | 30 |
| 24241-10-12 | 1"X14 | 20 | 12 | 79.7 | 34.9 | 13.5 | 30 |
| 24241-12-10T | 1.3/16"X12 | 16 | 10 | 87.6 | 39.5 | 15 | 36 |
| 24241-12-12 | 1.3/16"X12 | 20 | 12 | 87.6 | 39.5 | 15 | 36 |
| 24241-12-16 | 1.3/16"X12 | 25 | 16 | 87.6 | 39.5 | 15 | 36 |
| 24241-16-12T | 1.7/16"X12 | 20 | 12 | 78.7 | 28.5 | 14.8 | 41 |
| 24241-16-14T | 1.7/16"X12 | 22 | 14 | 78.7 | 28.5 | 14.8 | 41 |
| 24241-16-16T | 1.7/16"X12 | 25 | 16 | 84.1 | 29.7 | 14.8 | 41 |
| 24241-20-16T | 1.11/16"X12 | 25 | 16 | 111.2 | 49 | 15 | 50 |
| 24241-20-20W | 1.11/16"X12 | 32 | 20 | 111.2 | 49 | 15 | 50 |
| 24241-24-20T | 2"X12 | 32 | 20 | 94.5 | 33.8 | 14.8 | 60 |
| 24241-24-24T | 2"X12 | 40 | 24 | 108.5 | 37.7 | 14.8 | 60 |



24291



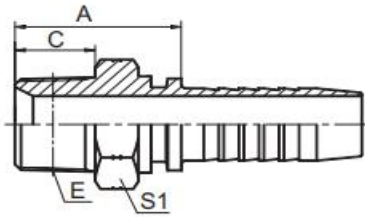
24291-T



24291W

90° 美制 ORFS 内螺纹平面
 90° ORFS FEMALE FLAT SEAT
 ISO 12151-1--SAE J516

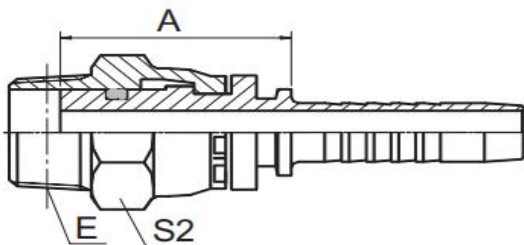
| 代号 PART NO. | 螺纹E THREAD E | 软管 HOSE BORE | | 尺寸 DIMENSIONS | | | |
|----------------|-----------------|--------------|--------|---------------|------|------|----|
| | | 公称内径DN | 标号DASH | A | H | C | S2 |
| 24291-04-04 | 9/16"X18 | 6 | 4 | 30 | 41 | 8.5 | 19 |
| 24291-04-05 | 9/16"X18 | 8 | 5 | 33 | 44 | 8.5 | 19 |
| 24291-06-05T | 11/16"X16 | 8 | 5 | 33 | 37.5 | 10 | 22 |
| 24291-06-06 | 11/16"X16 | 10 | 6 | 35.3 | 49.3 | 10 | 22 |
| 24291-06-08 | 11/16"X16 | 12 | 8 | 35.8 | 49.3 | 10 | 22 |
| 24291-08-06T | 13/16"X16 | 10 | 6 | 35.3 | 39.8 | 11 | 27 |
| 24291-08-08 | 13/16"X16 | 12 | 8 | 41 | 57.5 | 11 | 27 |
| 24291-08-10 | 13/16"X16 | 16 | 10 | 56.5 | 61.5 | 11 | 27 |
| 24291-10-08T | 1"X14 | 12 | 8 | 41 | 46 | 13.5 | 30 |
| 24291-10-10 | 1"X14 | 16 | 10 | 56 | 66 | 13.5 | 30 |
| 24291-10-12 | 1"X14 | 20 | 12 | 65.5 | 75.5 | 13.5 | 30 |
| 24291-12-10T | 1.3/16"X12 | 16 | 10 | 56 | 51.5 | 15 | 36 |
| 24291-12-12 | 1.3/16"X12 | 20 | 12 | 65.5 | 77 | 15 | 36 |
| 24291-12-16 | 1.3/16"X12 | 25 | 16 | 76.7 | 83.5 | 15 | 36 |
| 24291-16-12T | 1.7/16"X12 | 20 | 12 | 65.5 | 62 | 14.8 | 41 |
| 24291-16-14T | 1.7/16"X12 | 22 | 14 | 71.2 | 63 | 14.8 | 41 |
| 24291-16-16T | 1.7/16"X12 | 25 | 16 | 76.9 | 67.5 | 14.8 | 41 |
| 24291-20-16T | 1.11/16"X12 | 25 | 16 | 76.7 | 67.5 | 15 | 50 |
| 24291-20-20W | 1.11/16"X12 | 32 | 20 | 93 | 100 | 15 | 50 |
| 24291-24-20T | 2"X12 | 32 | 20 | 93 | 78.5 | 14.8 | 60 |
| 24291-24-24T | 2"X12 | 40 | 24 | 109.4 | 92 | 14.8 | 60 |



15611

布锥管外螺纹
NPT MALE

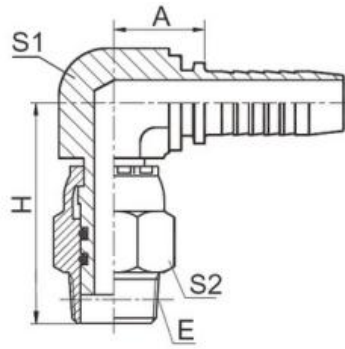
| 代号 PART NO. | 螺纹E THREAD E | 软管 HOSE BORE | | 尺寸 DIMENSIONS | | |
|----------------|-----------------|--------------|--------|---------------|------|----|
| | | 公称内径DN | 标号DASH | A | C | S1 |
| 15611-02-03 | Z1/8"X27 | 5 | 3 | 21.5 | 10.5 | 12 |
| 15611-02-04 | Z1/8"X27 | 6 | 4 | 22.5 | 10.5 | 12 |
| 15611-04-03 | Z1/4"X18 | 5 | 3 | 27 | 15 | 17 |
| 15611-04-04 | Z1/4"X18 | 6 | 4 | 28 | 15 | 17 |
| 15611-04-05 | Z1/4"X18 | 8 | 5 | 28 | 15 | 17 |
| 15611-04-06 | Z1/4"X18 | 10 | 6 | 27.5 | 15 | 17 |
| 15611-06-04 | Z3/8"X18 | 6 | 4 | 29 | 16 | 19 |
| 15611-06-05 | Z3/8"X18 | 8 | 5 | 29 | 16 | 19 |
| 15611-06-06 | Z3/8"X18 | 10 | 6 | 29 | 16 | 19 |
| 15611-06-08 | Z3/8"X18 | 12 | 8 | 30.5 | 16 | 19 |
| 15611-08-06 | Z1/2"X14 | 10 | 6 | 34 | 19.5 | 22 |
| 15611-08-08 | Z1/2"X14 | 12 | 8 | 34.5 | 19 | 22 |
| 15611-08-10 | Z1/2"X14 | 16 | 10 | 35.5 | 19.5 | 22 |
| 15611-12-08 | Z3/4"X14 | 12 | 8 | 37.5 | 19.5 | 27 |
| 15611-12-10 | Z3/4"X14 | 16 | 10 | 37.5 | 19.5 | 27 |
| 15611-12-12 | Z3/4"X14 | 20 | 12 | 38.5 | 19.5 | 27 |
| 15611-12-16 | Z3/4"X14 | 25 | 16 | 39.5 | 20 | 32 |
| 15611-16-10 | Z1"X11.5 | 16 | 10 | 45 | 25.5 | 36 |
| 15611-16-12 | Z1"X11.5 | 20 | 12 | 45 | 25.5 | 36 |
| 15611-16-16 | Z1"X11.5 | 25 | 16 | 46.5 | 25.5 | 36 |
| 15611-20-16 | Z1.1/4"X11.5 | 25 | 16 | 49.5 | 26.5 | 46 |
| 15611-20-20 | Z1.1/4"X11.5 | 32 | 20 | 50.5 | 26.5 | 46 |
| 15611-24-24 | Z1.1/2"X11.5 | 40 | 24 | 51 | 26 | 50 |
| 15611-32-32 | Z2"X11.5 | 50 | 32 | 55 | 27.5 | 65 |



15611SW-S

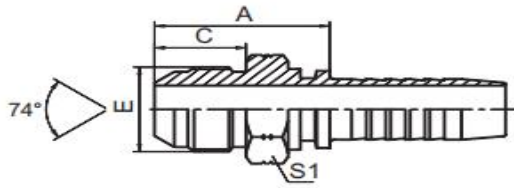
布锥管旋转外螺纹
NPT SWIVEL MALE

| 代号 PART NO. | 螺纹E THREAD E | 软管 HOSE BORE | | 尺寸 DIMENSIONS | | |
|----------------|-----------------|--------------|--------|---------------|----|--|
| | | 公称内径DN | 标号DASH | A | S2 | |
| 15611SW-04-04S | Z1/4"X18 | 6 | 4 | 27 | 19 | |
| 15611SW-06-06S | Z3/8"X18 | 10 | 6 | 27 | 22 | |
| 15611SW-08-08S | Z1/2"X14 | 12 | 8 | 30.5 | 27 | |
| 15611SW-12-12S | Z3/4"X14 | 20 | 12 | 33.5 | 32 | |



15691KSN
 90°布锥管旋转外螺纹
 90°NPT SWIVEL MALE

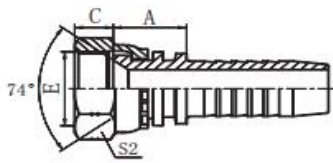
| 代号 PART NO. | 螺纹E THREAD E | 软管 HOSE BORE | | 尺寸 DIMENSIONS | | | |
|----------------|-----------------|--------------|--------|---------------|------|----|----|
| | | 公称内径DN | 标号DASH | A | H | S1 | S2 |
| 15691KSW-04-04 | Z1/4"X18 | 6 | 4 | 25 | 59.5 | 16 | 19 |
| 15691KSW-06-06 | Z3/8"X18 | 10 | 6 | 25 | 64.5 | 16 | 22 |
| 15691KSW-08-08 | Z1/2"X14 | 12 | 8 | 28.5 | 71.5 | 19 | 27 |
| 15691KSW-12-12 | Z3/4"X14 | 20 | 12 | 36 | 76.9 | 27 | 32 |



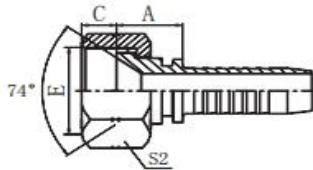
16711

美制 JIC 外螺纹 74° 外锥面
JIC MALE 74° CONE
ISO 8434-2—SAE J514

| 代号 PART NO. | 螺纹E THREAD E | 软管 HOSE BORE | | 尺寸 DIMENSIONS | | |
|----------------|-----------------|--------------|--------|---------------|------|----|
| | | 公称内径DN | 标号DASH | A | C | S1 |
| 16711-04-03 | 7/16"X20 | 5 | 3 | 26 | 14 | 12 |
| 16711-04-04 | 7/16"X20 | 6 | 4 | 26.5 | 14 | 12 |
| 16711-05-04 | 1/2"X20 | 6 | 4 | 26.5 | 14 | 14 |
| 16711-05-05 | 1/2"X20 | 8 | 5 | 26.5 | 14 | 14 |
| 16711-05-06 | 1/2"X20 | 10 | 6 | 26.5 | 14 | 17 |
| 16711-06-04 | 9/16"X18 | 6 | 4 | 26.5 | 14.1 | 17 |
| 16711-06-05 | 9/16"X18 | 8 | 5 | 26.5 | 14.1 | 17 |
| 16711-06-06 | 9/16"X18 | 10 | 6 | 26.5 | 14.1 | 17 |
| 16711-08-06 | 3/4"X16 | 10 | 6 | 31.5 | 16.7 | 22 |
| 16711-08-08 | 3/4"X16 | 12 | 8 | 32 | 16.7 | 22 |
| 16711-10-06 | 7/8"X14 | 10 | 6 | 33.5 | 19.3 | 24 |
| 16711-10-08 | 7/8"X14 | 12 | 8 | 34 | 19.3 | 24 |
| 16711-10-10 | 7/8"X14 | 16 | 10 | 35 | 19.3 | 24 |
| 16711-12-08 | 1.1/16"X12 | 12 | 8 | 38.5 | 21.9 | 30 |
| 16711-12-10 | 1.1/16"X12 | 16 | 10 | 39.5 | 21.9 | 30 |
| 16711-12-12 | 1.1/16"X12 | 20 | 12 | 40 | 21.9 | 30 |
| 16711-12-16 | 1.1/16"X12 | 25 | 16 | 42.5 | 21.9 | 30 |
| 16711-14-10 | 1.3/16"X12 | 16 | 10 | 41.5 | 22.6 | 32 |
| 16711-14-12 | 1.3/16"X12 | 20 | 12 | 40.5 | 22.6 | 32 |
| 16711-16-12 | 1.5/16"X12 | 20 | 12 | 43 | 23.1 | 36 |
| 16711-16-16 | 1.5/16"X12 | 25 | 16 | 43.5 | 23.1 | 36 |
| 16711-20-16 | 1.5/8"X12 | 25 | 16 | 47 | 24.3 | 46 |
| 16711-20-20 | 1.5/8"X12 | 32 | 20 | 47 | 24.3 | 46 |
| 16711-24-20 | 1.7/8"X12 | 32 | 20 | 53 | 27.5 | 50 |
| 16711-24-24 | 1.7/8"X12 | 40 | 24 | 53 | 27.5 | 50 |
| 16711-32-32 | 2.1/2"X12 | 50 | 32 | 62 | 33.9 | 65 |



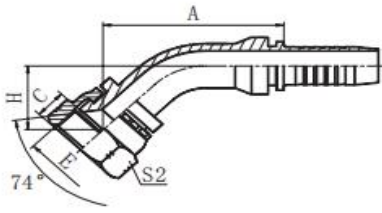
26711



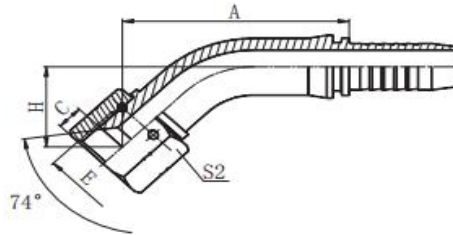
26711-T

美制 JIC 内螺纹 74° 内锥面
JIC FEMALE 74° CONE SEAT
SAE J514

| 代号 PART NO. | 螺纹E THREAD E | 软管 HOSE BORE | | 尺寸 DIMENSIONS | | |
|----------------|-----------------|--------------|--------|---------------|------|----|
| | | 公称内径 DN | 标号DASH | A | C | S2 |
| 26711-04-03 | 7/16"X20 | 5 | 3 | 14 | 9 | 15 |
| 26711-04-04 | 7/16"X20 | 6 | 4 | 15 | 9 | 15 |
| 26711-05-04 | 1/2"X20 | 6 | 4 | 15.5 | 9.5 | 17 |
| 26711-05-05 | 1/2"X20 | 8 | 5 | 15.5 | 9.5 | 17 |
| 26711-05-06 | 1/2"X20 | 10 | 6 | 15.5 | 9.5 | 17 |
| 26711-06-04 | 9/16"X18 | 6 | 4 | 15.5 | 10.5 | 19 |
| 26711-06-05 | 9/16"X18 | 8 | 5 | 15.5 | 10.5 | 19 |
| 26711-06-06 | 9/16"X18 | 10 | 6 | 15.5 | 10.5 | 19 |
| 26711-06-08 | 9/16"X18 | 12 | 8 | 16 | 10.5 | 19 |
| 26711-08-06 | 3/4"X16 | 10 | 6 | 17.5 | 11 | 24 |
| 26711-08-08 | 3/4"X16 | 12 | 8 | 18.5 | 11 | 24 |
| 26711-08-10 | 3/4"X16 | 16 | 10 | 19 | 11 | 24 |
| 26711-10-08 | 7/8"X14 | 12 | 8 | 19 | 13 | 27 |
| 26711-10-10 | 7/8"X14 | 16 | 10 | 19.5 | 13 | 27 |
| 26711-10-12 | 7/8"X14 | 20 | 12 | 20 | 13 | 27 |
| 26711-12-08T | 1.1/16"X12 | 12 | 8 | 19.5 | 15 | 32 |
| 26711-12-10 | 1.1/16"X12 | 16 | 10 | 21 | 15 | 32 |
| 26711-12-12 | 1.1/16"X12 | 20 | 12 | 21.5 | 15 | 32 |
| 26711-12-16 | 1.1/16"X12 | 25 | 16 | 23 | 15 | 32 |
| 26711-14-12 | 1.3/16"X12 | 20 | 12 | 21.5 | 15 | 36 |
| 26711-16-12T | 1.5/16"X12 | 20 | 12 | 18.5 | 16 | 41 |
| 26711-16-16 | 1.5/16"X12 | 25 | 16 | 23 | 16 | 41 |
| 26711-16-20 | 1.5/16"X12 | 32 | 20 | 24 | 16 | 41 |
| 26711-20-16T | 1.5/8"X12 | 25 | 16 | 23 | 17 | 50 |
| 26711-20-20W | 1.5/8"X12 | 32 | 20 | 25 | 17 | 50 |
| 26711-24-20W | 1.7/8"X12 | 32 | 20 | 26.5 | 20 | 55 |
| 26711-24-24W | 1.7/8"X12 | 40 | 24 | 27 | 20 | 55 |
| 26711-32-24T | 2.1/2"X12 | 40 | 24 | 27 | 23.5 | 75 |
| 26711-32-32T | 2.1/2"X12 | 50 | 32 | 27 | 23.5 | 75 |



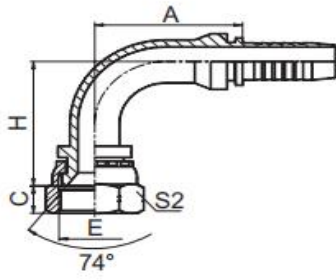
26741



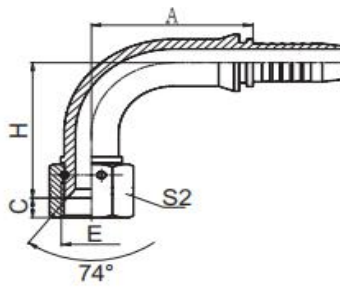
26741W

45°美制 JIC 内螺纹 74°内锥面
45° JIC FEMALE 74° CONE SEAT

| 代号 PART NO. | 螺纹E THREAD E | 软管 HOSE BORE | | 尺寸 DIMENSIONS | | | |
|----------------|-----------------|--------------|--------|---------------|------|------|----|
| | | 公称内径DN | 标号DASH | A | C | H | S2 |
| 26741-04-03 | 7/16"X20 | 5 | 3 | 32.7 | 9 | 12.2 | 15 |
| 26741-04-04 | 7/16"X20 | 6 | 4 | 35.2 | 9 | 13.1 | 15 |
| 26741-05-04 | 1/2"X20 | 6 | 4 | 35.6 | 9.5 | 13.5 | 17 |
| 26741-05-05 | 1/2"X20 | 8 | 5 | 37.7 | 9.5 | 14.4 | 17 |
| 26741-05-06 | 1/2"X20 | 10 | 6 | 37.7 | 9.5 | 14.4 | 17 |
| 26741-06-04 | 9/16"X18 | 6 | 4 | 35.6 | 10.5 | 13.5 | 19 |
| 26741-06-05 | 9/16"X18 | 8 | 5 | 37.7 | 10.5 | 14.4 | 19 |
| 26741-06-06 | 9/16"X18 | 10 | 6 | 38.8 | 10.5 | 14.8 | 19 |
| 26741-06-08 | 9/16"X18 | 12 | 8 | 39.3 | 10.5 | 14.8 | 19 |
| 26741-08-06 | 3/4"X16 | 10 | 6 | 40.2 | 11 | 16.2 | 24 |
| 26741-08-08 | 3/4"X16 | 12 | 8 | 45.3 | 11 | 19 | 24 |
| 26741-10-08 | 7/8"X14 | 12 | 8 | 46.3 | 13 | 20 | 27 |
| 26741-10-10 | 7/8"X14 | 16 | 10 | 54.1 | 13 | 21.8 | 27 |
| 26741-10-12 | 7/8"X14 | 20 | 12 | 58.6 | 13 | 21.8 | 27 |
| 26741-12-08 | 1.1/16"X12 | 12 | 8 | 50.4 | 15 | 21.1 | 32 |
| 26741-12-10 | 1.1/16"X12 | 16 | 10 | 55.1 | 15 | 22.8 | 32 |
| 26741-12-12 | 1.1/16"X12 | 20 | 12 | 59.3 | 15 | 24.2 | 32 |
| 26741-12-16 | 1.1/16"X12 | 25 | 16 | 70.3 | 15 | 24.2 | 32 |
| 26741-14-12 | 1.3/16"X12 | 20 | 12 | 60.1 | 15 | 24.2 | 36 |
| 26741-16-12 | 1.5/16"X12 | 20 | 12 | 60.1 | 16 | 24.2 | 41 |
| 26741-16-16 | 1.5/16"X12 | 25 | 16 | 73.5 | 16 | 28 | 41 |
| 26741-16-20 | 1.5/16"X12 | 32 | 20 | 83.5 | 16 | 28 | 41 |
| 26741-20-20W | 1.5/8"X12 | 32 | 20 | 85.6 | 17 | 34.8 | 50 |
| 26741-24-20W | 1.7/8"X12 | 32 | 20 | 86.6 | 20 | 35.9 | 55 |
| 26741-24-24W | 1.7/8"X12 | 40 | 24 | 114.8 | 20 | 44.1 | 55 |
| 26741-32-32W | 2.1/2"X12 | 50 | 32 | 135.9 | 23.5 | 51.6 | 75 |



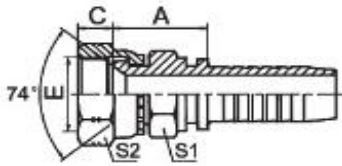
26791



26791W

90°美制 JIC 内螺纹 74°内锥面
90° JIC FEMALE 74° CONE SEAT

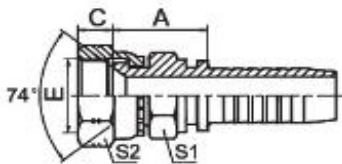
| 代号 PART NO. | 螺纹E THREAD E | 软管 HOSE BORE | | 尺寸 DIMENSIONS | | | |
|----------------|-----------------|--------------|--------|---------------|------|-------|----|
| | | 公称内径DN | 标号DASH | A | C | H | S2 |
| 26791-04-03 | 7/16"X20 | 5 | 3 | 26.5 | 9 | 23.5 | 15 |
| 26791-04-04 | 7/16"X20 | 6 | 4 | 30 | 9 | 26.5 | 15 |
| 26791-05-04 | 1/2"X20 | 6 | 4 | 30 | 9.5 | 27 | 17 |
| 26791-05-05 | 1/2"X20 | 8 | 5 | 33 | 9.5 | 30 | 17 |
| 26791-05-06 | 1/2"X20 | 10 | 6 | 33 | 9.5 | 30 | 17 |
| 26791-06-04 | 9/16"X18 | 6 | 4 | 30 | 10.5 | 27 | 19 |
| 26791-06-05 | 9/16"X18 | 8 | 5 | 33 | 10.5 | 30 | 19 |
| 26791-06-06 | 9/16"X18 | 10 | 6 | 34.5 | 10.5 | 31.5 | 19 |
| 26791-06-08 | 9/16"X18 | 12 | 8 | 38 | 10.5 | 31.5 | 19 |
| 26791-08-06 | 3/4"X16 | 10 | 6 | 34.5 | 11 | 33.5 | 24 |
| 26791-08-08 | 3/4"X16 | 12 | 8 | 39.5 | 11 | 40 | 24 |
| 26791-08-10 | 3/4"X16 | 16 | 10 | 45.5 | 11 | 40 | 24 |
| 26791-10-08 | 7/8"X14 | 12 | 8 | 39.5 | 13 | 41.5 | 27 |
| 26791-10-10 | 7/8"X14 | 16 | 10 | 49 | 13 | 47.5 | 27 |
| 26791-10-12 | 7/8"X14 | 20 | 12 | 53.5 | 13 | 47.5 | 27 |
| 26791-12-08 | 1.1/16"X12 | 12 | 8 | 43.5 | 15 | 43 | 32 |
| 26791-12-10 | 1.1/16"X12 | 16 | 10 | 49 | 15 | 49 | 32 |
| 26791-12-12 | 1.1/16"X12 | 20 | 12 | 54.5 | 15 | 53.5 | 32 |
| 26791-12-16 | 1.1/16"X12 | 25 | 16 | 65.5 | 15 | 53.5 | 32 |
| 26791-14-12 | 1.3/16"X12 | 20 | 12 | 55.3 | 15 | 53.5 | 36 |
| 26791-16-12 | 1.5/16"X12 | 20 | 12 | 55.3 | 16 | 53.5 | 41 |
| 26791-16-16 | 1.5/16"X12 | 25 | 16 | 71 | 16 | 65 | 41 |
| 26791-16-20 | 1.5/16"X12 | 32 | 20 | 81 | 16 | 65 | 41 |
| 26791-20-20W | 1.5/8"X12 | 32 | 20 | 81.5 | 17 | 80 | 50 |
| 26791-24-20W | 1.7/8"X12 | 32 | 20 | 81.5 | 20 | 81.5 | 55 |
| 26791-24-24W | 1.7/8"X12 | 40 | 24 | 109.4 | 20 | 94 | 55 |
| 26791-32-32W | 2.1/2"X12 | 50 | 32 | 133.1 | 23.5 | 121.8 | 75 |



美制JIC内螺纹74°内锥面双六角
JIC FEMALE 74° CONE SEAL DOUBLE HEXAGON
SAE J514

26711D

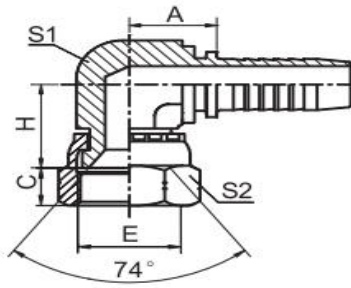
| 代号 PART NO. | 螺纹E THREAD E | 软管 HOSE BORE | | 尺寸 DIMENSIONS | | | |
|----------------|-----------------|--------------|--------|---------------|------|----|----|
| | | 公称内径 DN | 标号DASH | A | C | S1 | S2 |
| 26711D-04-04 | 7/16"X20 | 6 | 4 | 20 | 9 | 15 | 15 |
| 26711D-05-04 | 1/2"X20 | 6 | 4 | 20.5 | 9.5 | 17 | 17 |
| 26711D-06-04 | 9/16"X18 | 6 | 4 | 21 | 10.5 | 19 | 19 |
| 26711D-06-06 | 9/16"X18 | 10 | 6 | 21 | 10.5 | 19 | 19 |
| 26711D-08-06 | 3/4"X16 | 10 | 6 | 25 | 11 | 24 | 24 |
| 26711D-08-08 | 3/4"X16 | 12 | 8 | 24.5 | 11 | 24 | 24 |
| 26711D-08-10 | 3/4"X16 | 16 | 10 | 25.5 | 11 | 24 | 24 |
| 26711D-10-8 | 7/8"X14 | 12 | 8 | 28 | 13 | 27 | 27 |
| 26711D-10-10 | 7/8"X14 | 16 | 10 | 29 | 13 | 27 | 27 |
| 26711D-12-12 | 1.1/16"X12 | 20 | 12 | 31.5 | 15 | 32 | 32 |
| 26711D-16-12 | 1.5/16"X12 | 20 | 12 | 33.5 | 16 | 41 | 41 |
| 26711D-16-16 | 1.5/16"X12 | 25 | 16 | 34.5 | 16 | 41 | 41 |
| 26711D-16-20 | 1.5/16"X12 | 32 | 20 | 36.5 | 16 | 41 | 41 |
| 26711D-20-20 | 1.5/8"X12 | 32 | 20 | 39 | 17 | 50 | 50 |



美制JIC内螺纹74°内锥面双六角
JIC FEMALE 74° CONE SEAL DOUBLE HEXAGON SAE J514

26711D-SM

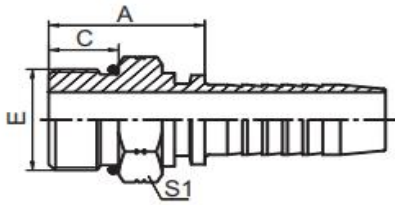
| 代号 PART NO. | 螺纹E THREAD E | 软管 HOSE BORE | | 尺寸 DIMENSIONS | | | |
|----------------|-----------------|--------------|--------|---------------|------|----|----|
| | | 公称内径 DN | 标号DASH | A | C | S1 | S2 |
| 26711D-04-04SM | 7/16"X20 | 6 | 4 | 20 | 9 | 12 | 15 |
| 26711D-05-04SM | 1/2"X20 | 6 | 4 | 20.5 | 9.5 | 12 | 17 |
| 26711D-06-04SM | 9/16"X18 | 6 | 4 | 21 | 10.5 | 14 | 19 |
| 26711D-06-06SM | 9/16"X18 | 10 | 6 | 21 | 10.5 | 17 | 19 |
| 26711D-08-06SM | 3/4"X16 | 10 | 6 | 23 | 11 | 19 | 24 |
| 26711D-08-08SM | 3/4"X16 | 12 | 8 | 24.5 | 11 | 22 | 24 |
| 26711D-08-10SM | 3/4"X16 | 16 | 10 | 25.5 | 11 | 22 | 24 |
| 26711D-10-8SM | 7/8"X14 | 12 | 8 | 24 | 13 | 22 | 27 |
| 26711D-10-10SM | 7/8"X14 | 16 | 10 | 27 | 13 | 22 | 27 |
| 26711D-12-12SM | 1.1/16"X12 | 20 | 12 | 31.5 | 15 | 27 | 32 |
| 26711D-16-12SM | 1.5/16"X12 | 20 | 12 | 31.5 | 16 | 32 | 41 |
| 26711D-16-16SM | 1.5/16"X12 | 25 | 16 | 32.5 | 16 | 32 | 41 |
| 26711D-20-20SM | 1.5/8"X12 | 32 | 20 | 37 | 17 | 41 | 50 |



26791K

90° 美制短身 JIC 内螺纹 74° 内锥面
 90° JIC COMPACT FEMALE 74° CONE SEAT
 SAE J514

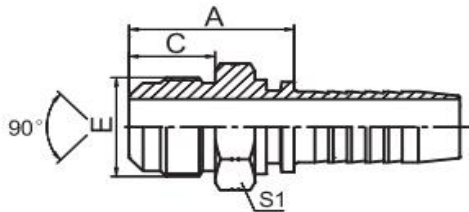
| 代号 PART NO. | 螺纹E THREAD E | 软管 HOSE BORE | | 尺寸DIMENSIONS | | | |
|----------------|-----------------|--------------|--------|--------------|------|------|----|
| | | 公称内径DN | 标号DASH | A | C | H | S1 |
| 26791K-04-04 | 7/16"X20 | 6 | 4 | 17.5 | 9 | 18 | 11 |
| 26791K-06-04 | 9/16"X18 | 6 | 4 | 20 | 10.5 | 20.5 | 14 |
| 26791K-06-06 | 9/16"X18 | 10 | 6 | 20 | 10.5 | 20.5 | 16 |
| 26791K-08-06 | 3/4"X16 | 10 | 6 | 23 | 11 | 25 | 19 |
| 26791K-08-08 | 3/4"X16 | 12 | 8 | 23.5 | 11 | 25 | 22 |
| 26791K-10-08 | 7/8"X14 | 12 | 8 | 25 | 13 | 27 | 22 |
| 26791K-10-10 | 7/8"X14 | 16 | 10 | 25 | 13 | 27 | 22 |
| 26791K-12-12 | 1.1/16"X12 | 20 | 12 | 29 | 15 | 31 | 27 |
| 26791K-16-16 | 1.5/16"X12 | 25 | 16 | 43 | 16 | 34.3 | 33 |



16011

美制 SAE 外螺纹带 O 形圈
SAE O-RING MALE
ISO 11962-SAE J1926

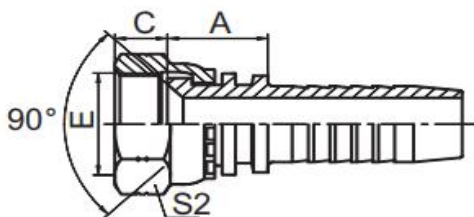
| 代号 PART NO. | 螺纹E THREAD E | 软管 HOSE BORE | | O形圈 O RING | 尺寸 DIMENSIONS | | |
|----------------|-----------------|--------------|--------|---------------|---------------|------|----|
| | | 公称内径DN | 标号DASH | | A | C | S1 |
| 16011-04-04 | 7/16"X20 | 6 | 4 | O904 | 21.5 | 9.1 | 14 |
| 16011-05-04 | 1/2"X20 | 6 | 4 | O905 | 21.5 | 9.1 | 17 |
| 16011-06-05 | 9/16"X18 | 8 | 5 | O906 | 22.5 | 9.9 | 17 |
| 16011-06-06 | 9/16"X18 | 10 | 6 | O906 | 22.5 | 9.9 | 17 |
| 16011-08-06 | 3/4"X16 | 10 | 6 | O908 | 23.5 | 11.1 | 22 |
| 16011-08-08 | 3/4"X16 | 12 | 8 | O908 | 24 | 11.1 | 22 |
| 16011-10-08 | 7/8"X14 | 12 | 8 | O910 | 30 | 12.7 | 27 |
| 16011-10-10 | 7/8"X14 | 16 | 10 | O910 | 31 | 12.7 | 27 |
| 16011-12-10 | 1.1/16"X12 | 16 | 10 | O912 | 34.5 | 15.1 | 32 |
| 16011-12-12 | 1.1/16"X12 | 20 | 12 | O912 | 34 | 15.1 | 32 |
| 16011-16-16 | 1.5/16"X12 | 25 | 16 | O916 | 36 | 15.1 | 38 |



17811

美制 SAE 外螺纹 90° 外锥面
SAE MALE 90° CONE
SAE J513

| 代号 PART NO. | 螺纹E THREAD E | 软管 HOSE BORE | | | 尺寸 DIMENSIONS | | |
|----------------|-----------------|--------------|--------|--|---------------|------|----|
| | | 公称内径DN | 标号DASH | | A | C | S1 |
| 17811-04-04 | 7/16"X20 | 6 | 4 | | 25.5 | 12.7 | 12 |
| 17811-05-05 | 1/2"X20 | 8 | 5 | | 27 | 14.2 | 14 |
| 17811-06-06 | 5/8"X18 | 10 | 6 | | 28.5 | 15.7 | 17 |
| 17811-08-08 | 3/4"X16 | 12 | 8 | | 34 | 19 | 22 |
| 17811-10-10 | 7/8"X14 | 16 | 10 | | 38.5 | 22.4 | 24 |
| 17811-12-12 | 1.1/16"X14 | 20 | 12 | | 44 | 25.4 | 30 |

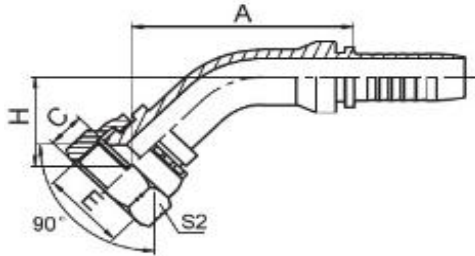


27811

美制 SAE 内螺纹 90° 内锥面
SAE FEMALE 90° CONE SEAT
SAE J513

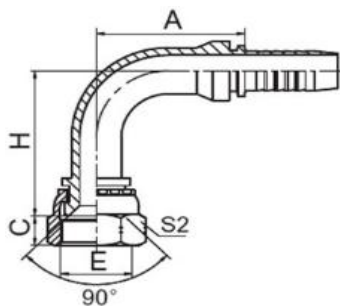
| 代号 PART NO. | 螺纹E THREAD E | 软管 HOSE BORE | | | 尺寸 DIMENSIONS | | |
|----------------|-----------------|--------------|--------|--|---------------|---|----|
| | | 公称内径DN | 标号DASH | | A | C | S2 |
| 27811-04-03 | 7/16"X20 | 5 | 3 | | 14 | 9 | 15 |
| 27811-04-04 | 7/16"X20 | 6 | 4 | | 15 | 9 | 15 |

| | | | | | | | |
|-------------|------------|----|----|--|------|------|----|
| 27811-05-05 | 1/2"X20 | 8 | 5 | | 15.5 | 9.5 | 17 |
| 27811-06-04 | 5/8"X18 | 6 | 4 | | 17 | 11.3 | 22 |
| 27811-06-05 | 5/8"X18 | 8 | 5 | | 17 | 11.3 | 22 |
| 27811-06-06 | 5/8"X18 | 10 | 6 | | 17 | 11.3 | 22 |
| 27811-08-08 | 3/4"X16 | 12 | 8 | | 18 | 11 | 24 |
| 27811-10-08 | 7/8"X14 | 12 | 8 | | 18.5 | 13 | 27 |
| 27811-10-10 | 7/8"X14 | 16 | 10 | | 19.5 | 13 | 27 |
| 27811-12-12 | 1.1/16"X14 | 20 | 12 | | 21.5 | 14.3 | 32 |



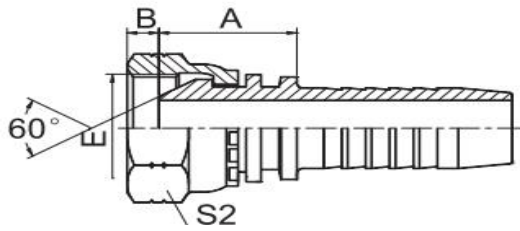
27841
45°美制SAE内螺纹90°内锥面
45°SAE FEMALE90°CONE SEAL SAE J513

| 代号 PART NO. | 螺纹E THREAD E | 软管 HOSE BORE | | 尺寸 DIMENSIONS | | | |
|----------------|-----------------|--------------|--------|---------------|------|------|----|
| | | 公称内径DN | 标号DASH | A | C | H | S2 |
| 27841-04-03 | 7/16"X20 | 5 | 3 | 37.6 | 9 | 17.2 | 15 |
| 27841-06-04 | 5/8"X18 | 6 | 4 | 42 | 11.3 | 19.9 | 22 |
| 27841-06-05 | 5/8"X18 | 8 | 5 | 44.1 | 11.3 | 20.7 | 22 |
| 27841-06-06 | 5/8"X18 | 10 | 6 | 45.7 | 11.3 | 21.4 | 22 |
| 27841-08-08 | 3/4"X16 | 12 | 8 | 58.2 | 11 | 23.3 | 24 |
| 27841-10-08 | 7/8"X14 | 12 | 8 | 58.2 | 13 | 23.3 | 27 |
| 27841-10-10 | 7/8"X14 | 16 | 10 | 69.4 | 13 | 24.6 | 27 |
| 27841-12-12 | 1.1/16"X14 | 20 | 12 | 77.4 | 14.3 | 30 | 32 |



27891
90°美制SAE内螺纹90°内锥面
90°SAE FEMALE90°CONE SEAL SAE J513

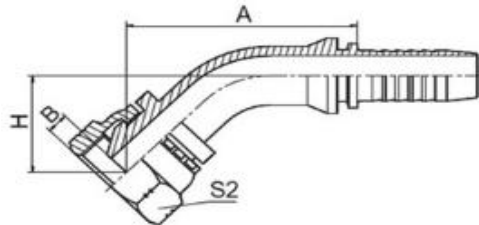
| 代号 PART NO. | 螺纹E THREAD E | 软管 HOSE BORE | | 尺寸 DIMENSIONS | | | |
|----------------|-----------------|--------------|--------|---------------|------|------|----|
| | | 公称内径DN | 标号DASH | A | C | H | S2 |
| 27891-04-03 | 7/16"X20 | 5 | 3 | 26.5 | 9 | 30.5 | 15 |
| 27891-06-04 | 5/8"X18 | 6 | 4 | 30 | 11.3 | 36 | 22 |
| 27891-06-05 | 5/8"X18 | 8 | 5 | 33 | 11.3 | 39 | 22 |
| 27891-06-06 | 5/8"X18 | 10 | 6 | 35.3 | 11.3 | 41.3 | 22 |
| 27891-10-08 | 7/8"X14 | 12 | 8 | 41 | 13 | 47 | 27 |
| 27891-10-10 | 7/8"X14 | 16 | 10 | 56.5 | 13 | 51.5 | 27 |
| 27891-12-12 | 1.1/16"X14 | 20 | 12 | 65.5 | 14.3 | 63.5 | 32 |



21611

美制 NPSM 内螺纹 60° 外锥面
NPSM FEMALE 60° CONE
SAE J514

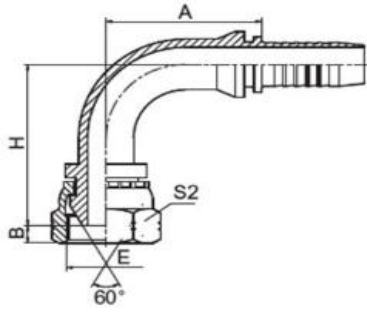
| 代号 PART NO. | 螺纹E THREAD E | 软管 HOSE BORE | | 尺寸 DIMENSIONS | | | |
|----------------|-----------------|--------------|--------|---------------|------|----|--|
| | | 公称内径DN | 标号DASH | A | B | S2 | |
| 21611-04-04 | 1/4"X18 | 6 | 4 | 18 | 4.6 | 19 | |
| 21611-04-06 | 1/4"X18 | 10 | 6 | 19 | 4.6 | 19 | |
| 21611-06-04 | 3/8"X18 | 6 | 4 | 19 | 6 | 22 | |
| 21611-06-05 | 3/8"X18 | 8 | 5 | 19 | 6 | 22 | |
| 21611-06-06 | 3/8"X18 | 10 | 6 | 19 | 6 | 22 | |
| 21611-08-08 | 1/2"X14 | 12 | 8 | 21.5 | 7.5 | 27 | |
| 21611-12-10 | 3/4"X14 | 16 | 10 | 24 | 8.9 | 32 | |
| 21611-12-12 | 3/4"X14 | 20 | 12 | 24 | 8.9 | 32 | |
| 21611-16-12T | 1"X11.5 | 20 | 12 | 25 | 10.5 | 41 | |
| 21611-16-16 | 1"X11.5 | 25 | 16 | 27 | 10.5 | 41 | |
| 21611-20-20W | 1.1/4"X11.5 | 32 | 20 | 29.5 | 11.2 | 50 | |
| 21611-24-24W | 1.1/2"X11.5 | 40 | 24 | 29.5 | 11.2 | 55 | |



21641

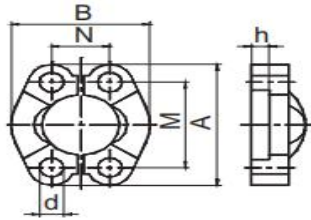
45°美制NPSM内螺纹60°外锥面
45°NPSM FEMALE 60°CONE SAE J514

| 代号 PART NO. | 螺纹E THREAD E | 软管 HOSE BORE | | 尺寸 DIMENSIONS | | | |
|----------------|-----------------|--------------|--------|---------------|------|------|----|
| | | 公称内径DN | 标号DASH | A | B | H | S2 |
| 21641-04-04 | 1/4"X18 | 6 | 4 | 45.1 | 4.6 | 23 | 19 |
| 21641-06-06 | 3/8"X18 | 10 | 6 | 47.2 | 6 | 24.9 | 22 |
| 21641-08-08 | 1/2"X14 | 12 | 8 | 62.7 | 7.5 | 27.7 | 27 |
| 21641-12-12 | 3/4"X14 | 20 | 12 | 81.4 | 8.9 | 34 | 32 |
| 21641-16-16 | 1"X11.5 | 25 | 16 | 89.2 | 10.5 | 35 | 41 |
| 21641-20-20W | 1.1/4"X11.5 | 32 | 20 | 99.8 | 11.2 | 39.3 | 50 |
| 21641-24-24W | 1.1/2"X11.5 | 40 | 24 | 115.1 | 11.2 | 44.4 | 55 |
| 21641-32-32W | 2"X11.5 | 50 | 32 | 136.4 | 11.2 | 63.4 | 70 |



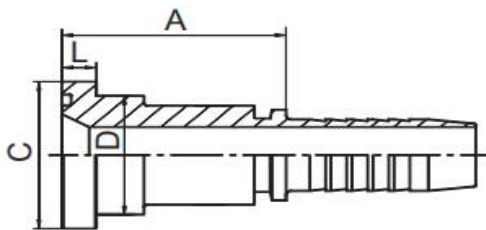
21691
 90°美制NPSM内螺纹60°外锥面
 90°NPSM FEMALE 60°CONE SAE J514

| 代号 PART NO. | 螺纹E THREAD E | 软管 HOSE BORE | | 尺寸 DIMENSIONS | | | |
|----------------|-----------------|--------------|--------|---------------|------|-------|----|
| | | 公称内径DN | 标号DASH | A | B | H | S2 |
| 21691-04-04 | 1/4"X18 | 6 | 4 | 30 | 4.6 | 40.5 | 19 |
| 21691-06-04 | 3/8"X18 | 6 | 4 | 30 | 6 | 37.7 | 22 |
| 21691-06-05 | 3/8"X18 | 8 | 5 | 34 | 6 | 40.7 | 22 |
| 21691-06-06 | 3/8"X18 | 10 | 6 | 35.3 | 6 | 45.3 | 22 |
| 21691-08-08 | 1/2"X14 | 12 | 8 | 41 | 7.5 | 53.2 | 27 |
| 21691-12-10 | 3/4"X14 | 16 | 10 | 56.6 | 8.9 | 53.2 | 32 |
| 21691-12-12 | 3/4"X14 | 20 | 12 | 65.5 | 8.9 | 69.1 | 32 |
| 21691-16-12T | 1"X11.5 | 20 | 12 | 65.5 | 10.5 | 64.5 | 41 |
| 21691-16-16 | 1"X11.5 | 25 | 16 | 76.4 | 10.5 | 75 | 41 |
| 21691-20-20W | 1.1/4"X11.5 | 32 | 20 | 91.5 | 11.2 | 86 | 50 |
| 21691-24-20T | 1.1/2"X11.5 | 32 | 20 | 91.5 | 11.2 | 83.5 | 55 |
| 21691-24-24W | 1.1/2"X11.5 | 40 | 24 | 109.4 | 11.2 | 101.5 | 55 |
| 21691-32-32W | 2"X11.5 | 50 | 32 | 131.8 | 11.2 | 124.5 | 70 |



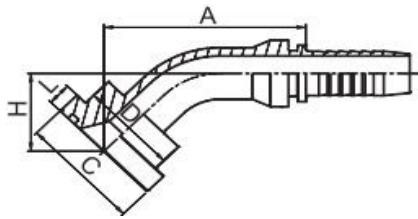
**FL
FS**
SAE 对开法兰夹
SAE SPLIT FLANGE CLAMP

| 代号 PART FLANGE SIZE | 配用螺栓 | 尺寸 DIMENSIONS | | | | | |
|------------------------|--------|---------------|-------|------|-----|-------|------|
| | | A | B | d | h | M | N |
| 3000PSI | | | | | | | |
| FL-08 1/2" | M8X25 | 54 | 45.6 | 9 | 6.2 | 38.1 | 17.5 |
| FL-12 3/4" | M10X30 | 65 | 51.8 | 11 | 6.2 | 47.6 | 22.2 |
| FL-16 1" | M10X30 | 70 | 58.4 | 11 | 7.5 | 52.4 | 26.2 |
| FL-20 1.1/4" | M10X30 | 79 | 72.6 | 11 | 7.5 | 58.7 | 30.2 |
| FL-24 1.1/2" | M12X35 | 94 | 82.2 | 13.5 | 7.5 | 69.9 | 35.7 |
| FL-32 2" | M12X35 | 102 | 96.4 | 13.5 | 9 | 77.8 | 42.9 |
| FL-40 2.1/2" | M12X40 | 114 | 108.2 | 13.5 | 9 | 88.9 | 50.8 |
| FL-48 3" | M16X50 | 135 | 130.6 | 17.5 | 9 | 106.4 | 61.9 |
| 6000PSI | | | | | | | |
| FS-08 1/2" | M8X30 | 56 | 47.2 | 9 | 7.2 | 40.5 | 18.2 |
| FS-12 3/4" | M10X35 | 71 | 60 | 11 | 8.2 | 50.8 | 23.8 |
| FS-16 1" | M12X45 | 81 | 69.6 | 13.5 | 9 | 57.2 | 27.8 |
| FS-20 1.1/4" | M12X45 | 95 | 77.2 | 13.5 | 9.8 | 66.6 | 31.8 |
| FS-24 1.1/2" | M16X55 | 113 | 95 | 17.5 | 12 | 79.3 | 36.5 |
| FS-32 2" | M20X70 | 133 | 113.8 | 22 | 12 | 96.8 | 44.5 |



87311
SAE 法兰 3000 PSI
SAE FLANGE 3000 PSI
ISO 12151-3--SAE J516

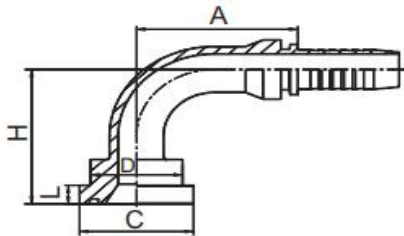
| 代号 PART NO. | 法兰型号 FLANGE SIZE | 软管 HOSE BORE | | 尺寸 DIMENSIONS | | | |
|----------------|---------------------|--------------|--------|---------------|------|------|------|
| | | 公称内径DN | 标号DASH | A | C | D | L |
| 87311-08-08 | 1/2" | 12 | 8 | 46 | 30.2 | 24 | 6.73 |
| 87311-12-08 | 3/4" | 12 | 8 | 47 | 38.1 | 31.7 | 6.73 |
| 87311-12-10 | 3/4" | 16 | 10 | 47.5 | 38.1 | 31.7 | 6.73 |
| 87311-12-12 | 3/4" | 20 | 12 | 48 | 38.1 | 31.7 | 6.73 |
| 87311-12-16 | 3/4" | 25 | 16 | 49 | 38.1 | 31.7 | 6.73 |
| 87311-16-12 | 1" | 20 | 12 | 51 | 44.4 | 38 | 8 |
| 87311-16-16 | 1" | 25 | 16 | 52 | 44.4 | 38 | 8 |
| 87311-16-20 | 1" | 32 | 20 | 53 | 44.4 | 38 | 8 |
| 87311-20-16 | 1.1/4" | 25 | 16 | 57 | 50.8 | 43 | 8 |
| 87311-20-20 | 1.1/4" | 32 | 20 | 58 | 50.8 | 43 | 8 |
| 87311-24-20 | 1.1/2" | 32 | 20 | 68 | 60.3 | 50 | 8 |
| 87311-24-24 | 1.1/2" | 40 | 24 | 68 | 60.3 | 50 | 8 |
| 87311-32-24 | 2" | 40 | 24 | 70 | 71.4 | 62 | 9.53 |
| 87311-32-32 | 2" | 50 | 32 | 70 | 71.4 | 62 | 9.53 |
| 87311-40-40 | 2.1/2" | 64 | 40 | 76 | 84.1 | 74 | 9.53 |



87341

45° SAE 法兰 3000 PSI
 45° SAE FLANGE 3000 PSI
 ISO 12151-3--SAE J516

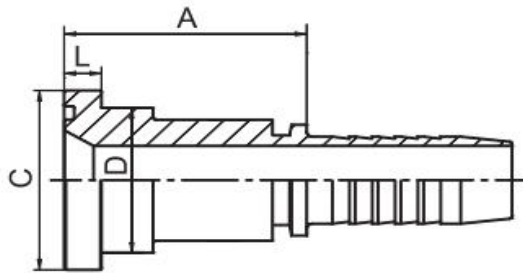
| 代号 PART NO. | 法兰型号 FLANGE SIZE | 软管 HOSE BORE | | 尺寸 DIMENSIONS | | | | |
|----------------|---------------------|--------------|--------|---------------|------|------|------|------|
| | | 公称内径DN | 标号DASH | A | C | D | H | L |
| 87341-08-08 | 1/2" | 12 | 8 | 58.2 | 30.2 | 24 | 23.3 | 6.73 |
| 87341-12-08 | 3/4" | 12 | 8 | 58.9 | 38.1 | 31.7 | 24 | 6.73 |
| 87341-12-10 | 3/4" | 16 | 10 | 69.6 | 38.1 | 31.7 | 25.3 | 6.73 |
| 87341-12-12 | 3/4" | 20 | 12 | 76.3 | 38.1 | 31.7 | 28.9 | 6.73 |
| 87341-16-12 | r | 20 | 12 | 76.3 | 44.4 | 38 | 28.9 | 8 |
| 87341-16-16 | 1" | 25 | 16 | 83.9 | 44.4 | 38 | 29.7 | 8 |
| 87341-16-20 | r | 32 | 20 | 94.5 | 44.4 | 38 | 33.8 | 8 |
| 87341-20-16 | 1.1/4" | 25 | 16 | 85.2 | 50.8 | 43 | 29.7 | 8 |
| 87341-20-20 | 1.1/4" | 32 | 20 | 94.5 | 50.8 | 43 | 33.8 | 8 |
| 87341-24-20 | 1.1/2" | 32 | 20 | 95.9 | 60.3 | 50 | 35.2 | 8 |
| 87341-24-24 | 1.1/2" | 40 | 24 | 109.9 | 60.3 | 50 | 39.1 | 8 |
| 87341-32-24 | 2" | 40 | 24 | 109.9 | 71.4 | 62 | 39.1 | 9.53 |
| 87341-32-32 | 2" | 50 | 32 | 129.3 | 71.4 | 62 | 46.3 | 9.53 |



87391

90° SAE 法兰 3000 PSI
 90° SAE FLANGE 3000 PSI
 ISO 12151-3--SAE J516

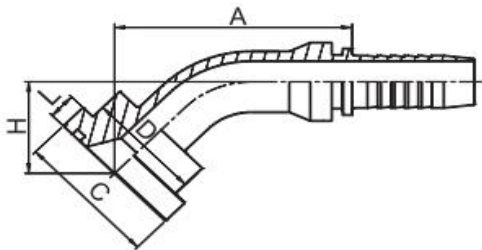
| 代号 PART NO. | 法兰型号 FLANGE SIZE | 软管 HOSE BORE | | 尺寸 DIMENSIONS | | | | |
|----------------|---------------------|--------------|--------|---------------|------|------|-------|------|
| | | 公称内径DN | 标号DASH | A | C | D | H | L |
| 87391-08-08 | 1/2" | 12 | 8 | 41 | 30.2 | 24 | 47 | 6.73 |
| 87391-12-08 | 3/4" | 12 | 8 | 41 | 38.1 | 31.7 | 48 | 6.73 |
| 87391-12-10 | 3/4" | 16 | 10 | 56 | 38.1 | 31.7 | 52.5 | 6.73 |
| 87391-12-12 | 3/4" | 20 | 12 | 66.2 | 38.1 | 31.7 | 62 | 6.73 |
| 87391-12-16 | 3/4" | 25 | 16 | 76.7 | 38.1 | 31.7 | 67.5 | 6.73 |
| 87391-16-12 | 1" | 20 | 12 | 65.5 | 44.4 | 38 | 62 | 8 |
| 87391-16-16 | 1" | 25 | 16 | 76.7 | 44.4 | 38 | 67.5 | 8 |
| 87391-16-20 | 1" | 32 | 20 | 91.5 | 44.4 | 38 | 78.5 | 8 |
| 87391-20-16 | 1.1/4" | 25 | 16 | 76.7 | 50.8 | 43 | 67.5 | 8 |
| 87391-20-20 | 1.1/4" | 32 | 20 | 91.5 | 50.8 | 43 | 78.5 | 8 |
| 87391-20-24 | 1.1/4" | 40 | 24 | 107 | 50.8 | 43 | 78.5 | 8 |
| 87391-24-20 | 1.1/2" | 32 | 20 | 91.5 | 60.3 | 50 | 80.5 | 8 |
| 87391-24-24 | 1.1/2" | 40 | 24 | 109.4 | 60.3 | 50 | 94 | 8 |
| 87391-32-24 | 2" | 40 | 24 | 109.4 | 71.4 | 62 | 94 | 9.53 |
| 87391-32-32 | 2" | 50 | 32 | 131.8 | 71.4 | 62 | 114.3 | 9.53 |
| 87391-40-32 | 2.1/2" | 50 | 32 | 131.8 | 84.1 | 74 | 116.3 | 9.53 |



87611

SAE 法兰 6000 PSI
SAE FLANGE 6000 PSI
ISO 12151-3--SAE J516

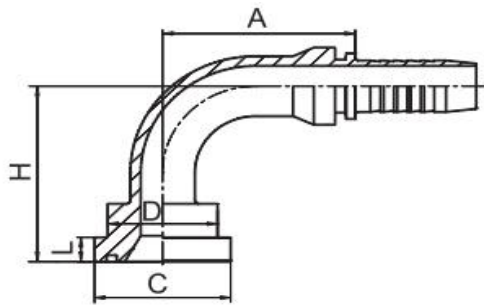
| 代号 PART NO. | 法兰型号 FLANGE SIZE | 软管 HOSE BORE | | 尺寸 DIMENSIONS | | | |
|----------------|---------------------|--------------|--------|---------------|------|----|-------|
| | | 公称内径DN | 标号DASH | A | C | D | L |
| 87611-08-08 | 1/2" | 12 | 8 | 47 | 31.7 | 24 | 7.75 |
| 87611-12-10 | 3/4" | 16 | 10 | 50.5 | 41.3 | 32 | 8.76 |
| 87611-12-12 | 3/4" | 20 | 12 | 51 | 41.3 | 32 | 8.76 |
| 87611-16-12 | 1" | 20 | 12 | 56 | 47.6 | 38 | 9.53 |
| 87611-16-16 | 1" | 25 | 16 | 57 | 47.6 | 38 | 9.53 |
| 87611-16-20 | 1" | 32 | 20 | 61 | 47.6 | 38 | 9.53 |
| 87611-20-16 | 1.1/4" | 25 | 16 | 65 | 54 | 44 | 10.29 |
| 87611-20-20 | 1.1/4" | 32 | 20 | 66 | 54 | 44 | 10.29 |
| 87611-24-20 | 1.1/2" | 32 | 20 | 75 | 63.5 | 51 | 12.57 |
| 87611-24-24 | 1.1/2" | 40 | 24 | 75 | 63.5 | 51 | 12.57 |
| 87611-32-24 | 2" | 40 | 24 | 85 | 79.4 | 67 | 12.57 |
| 87611-32-32 | 2" | 50 | 32 | 85 | 79.4 | 67 | 12.57 |



87641

45° SAE 法兰 6000 PSI
45° SAE FLANGE 6000 PSI
ISO 12151-3--SAE J516

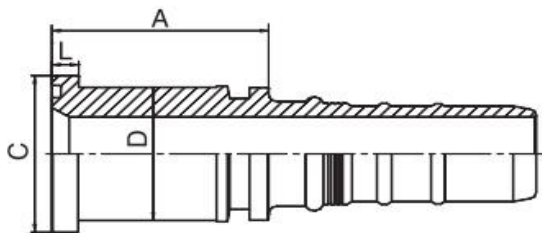
| 代号 PART NO. | 法兰型号 FLANGE SIZE | 软管 HOSE BORE | | 尺寸 DIMENSIONS | | | | |
|----------------|---------------------|--------------|--------|---------------|------|----|------|-------|
| | | 公称内径DN | 标号DASH | A | C | D | H | L |
| 87641-08-08 | 1/2" | 12 | 8 | 58.9 | 31.7 | 24 | 24 | 7.75 |
| 87641-08-12 | 1/2" | 20 | 12 | 77 | 31.7 | 24 | 29.6 | 7.75 |
| 87641-12-10 | 3/4" | 16 | 10 | 72.5 | 41.3 | 32 | 28.2 | 8.76 |
| 87641-12-12 | 3/4" | 20 | 12 | 79.2 | 41.3 | 32 | 31.8 | 8.76 |
| 87641-16-16 | r | 25 | 16 | 88.9 | 47.6 | 38 | 34.7 | 9.53 |
| 87641-20-20 | 1.1/4" | 32 | 20 | 102.3 | 54 | 44 | 41.5 | 10.29 |
| 87641-24-20 | 1.1/2" | 32 | 20 | 105.8 | 63.5 | 51 | 45.1 | 12.57 |
| 87641-24-24 | 1.1/2" | 40 | 24 | 119.8 | 63.5 | 51 | 49 | 12.57 |
| 87641-32-24 | 2" | 40 | 24 | 125.4 | 79.4 | 67 | 54.7 | 12.57 |
| 87641-32-32 | 2" | 50 | 32 | 144.8 | 79.4 | 67 | 61.9 | 12.57 |



87691

90° SAE 法兰 6000 PSI
 90° SAE FLANGE 6000 PSI
 ISO 12151-3--SAE J516

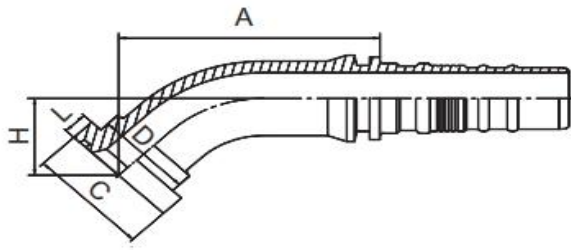
| 代号 PART NO. | 法兰型号 FLANGE SIZE | 软管 HOSE BORE | | 尺寸 DIMENSIONS | | | | |
|----------------|---------------------|--------------|--------|---------------|------|----|-------|-------|
| | | 公称内径DN | 标号DASH | A | C | D | H | L |
| 87691-08-08 | 1/2" | 12 | 8 | 41 | 31.7 | 24 | 48 | 7.75 |
| 87691-12-10 | 3/4" | 16 | 10 | 56 | 41.3 | 32 | 56.5 | 8.76 |
| 87691-12-12 | 3/4" | 20 | 12 | 65.5 | 41.3 | 32 | 66 | 8.76 |
| 87691-16-12 | 1" | 20 | 12 | 65.5 | 47.6 | 38 | 69 | 9.53 |
| 87691-16-16 | 1" | 25 | 16 | 76.7 | 47.6 | 38 | 74.5 | 9.53 |
| 87691-16-20 | r | 32 | 20 | 91.5 | 47.6 | 38 | 85.5 | 9.53 |
| 87691-20-16 | 1.1/4" | 25 | 16 | 76.7 | 54 | 44 | 78.5 | 10.29 |
| 87691-20-20 | 1.1/4" | 32 | 20 | 91.5 | 54 | 44 | 89.5 | 10.29 |
| 87691-24-20 | 1.1/2" | 32 | 20 | 91.5 | 63.5 | 51 | 94.5 | 12.57 |
| 87691-24-24 | 1.1/2" | 40 | 24 | 109.4 | 63.5 | 51 | 108 | 12.57 |
| 87691-32-24 | 2" | 40 | 24 | 109.4 | 79.4 | 67 | 116 | 12.57 |
| 87691-32-32 | 2" | 50 | 32 | 131.8 | 79.4 | 67 | 136.3 | 12.57 |



87613

SAE 法兰 6000 PSI
 SAE FLANGE 6000 PSI

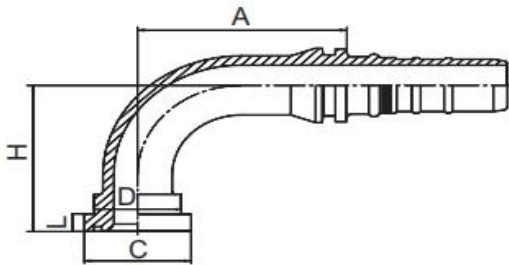
| 代号 PART NO. | 法兰型号 FLANGE SIZE | 软管 HOSE BORE | | 尺寸 DIMENSIONS | | | |
|----------------|---------------------|--------------|--------|---------------|------|----|-------|
| | | 公称内径DN | 标号DASH | A | C | D | L |
| 87613-12-12 | 3/4" | 20 | 12 | 53 | 41.3 | 32 | 8.76 |
| 87613-16-12 | 1" | 20 | 12 | 58 | 47.6 | 38 | 9.53 |
| 87613-16-16 | 1" | 25 | 16 | 59.4 | 47.6 | 38 | 9.53 |
| 87613-20-16 | 1.1/4" | 25 | 16 | 67.4 | 54 | 44 | 10.29 |
| 87613-20-20 | 1.1/4" | 32 | 20 | 69.8 | 54 | 44 | 10.29 |
| 87613-20-24 | 1.1/4" | 40 | 24 | 74.7 | 54 | 44 | 10.29 |
| 87613-24-20 | 1.1/2" | 32 | 20 | 78.8 | 63.5 | 51 | 12.57 |
| 87613-24-24 | 1.1/2" | 40 | 24 | 78.7 | 63.5 | 51 | 12.57 |
| 87613-32-24 | 2" | 40 | 24 | 91.2 | 79.4 | 67 | 12.57 |
| 87613-32-32 | 2" | 50 | 32 | 91 | 79.4 | 67 | 12.57 |



87643

45° SAE 法兰 6000 PSI
45° SAE FLANGE 6000 PSI

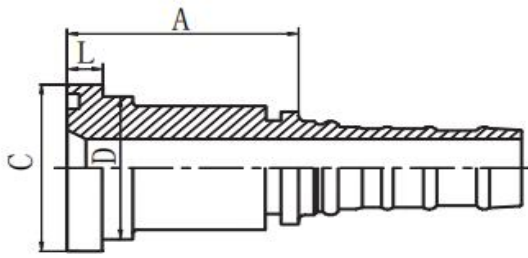
| 代号 PART NO. | 法兰型号 FLANGE SIZE | 软管 HOSE BORE | | 尺寸 DIMENSIONS | | | | |
|----------------|---------------------|--------------|--------|---------------|------|----|------|-------|
| | | 公称内径DN | 标号DASH | A | C | D | H | L |
| 87643-12-12 | 3/4" | 20 | 12 | 88.7 | 41.3 | 32 | 31.8 | 8.76 |
| 87643-16-12 | 1" | 20 | 12 | 90.8 | 47.6 | 38 | 33.9 | 9.53 |
| 87643-16-16 | 1" | 25 | 16 | 101.1 | 47.6 | 38 | 34.7 | 9.53 |
| 87643-20-16 | 1.1/4" | 25 | 16 | 103.9 | 54 | 44 | 37.5 | 10.29 |
| 87643-20-20 | 1.1/4" | 32 | 20 | 116.6 | 54 | 44 | 41.5 | 10.29 |
| 87643-24-20 | 1.1/2" | 32 | 20 | 120.1 | 63.5 | 51 | 45.1 | 12.57 |
| 87643-24-24 | 1.1/2" | 40 | 24 | 134.6 | 63.5 | 51 | 49 | 12.57 |
| 87643-32-24 | 2" | 40 | 24 | 140.2 | 79.4 | 67 | 54.7 | 12.57 |
| 87643-32-32 | 2" | 50 | 32 | 163.3 | 79.4 | 67 | 61.9 | 12.57 |



87693

90° SAE 法兰 6000 PSI
90° SAE FLANGE 6000 PSI

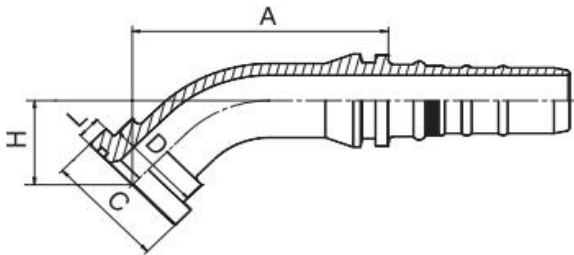
| 代号 PART NO. | 法兰型号 FLANGE SIZE | 软管 HOSE BORE | | 尺寸 DIMENSIONS | | | | |
|----------------|---------------------|--------------|--------|---------------|------|----|-------|-------|
| | | 公称内径DN | 标号DASH | A | C | D | H | L |
| 87693-12-12 | 3/4" | 20 | 12 | 75 | 41.3 | 32 | 66 | 8.76 |
| 87693-16-12 | 1" | 20 | 12 | 75 | 47.6 | 38 | 69 | 9.53 |
| 87693-16-16 | 1" | 25 | 16 | 88.9 | 47.6 | 38 | 74.5 | 9.53 |
| 87693-20-16 | 1.1/4" | 25 | 16 | 88.9 | 54 | 44 | 78.5 | 10.29 |
| 87693-20-20 | 1.1/4" | 32 | 20 | 105.8 | 54 | 44 | 89.5 | 10.29 |
| 87693-24-20 | 1.1/2" | 32 | 20 | 105.8 | 63.5 | 51 | 94.5 | 12.57 |
| 87693-24-24 | 1.1/2" | 40 | 24 | 124.2 | 63.5 | 51 | 108 | 12.57 |
| 87693-32-24 | 2" | 40 | 24 | 124.2 | 79.4 | 67 | 116.3 | 9.53 |
| 87693-32-32 | 2" | 50 | 32 | 150.3 | 79.4 | 67 | 136.3 | 12.57 |



87913

SAE 法兰 9000 PSI
SAE FLANGE 9000 PSI

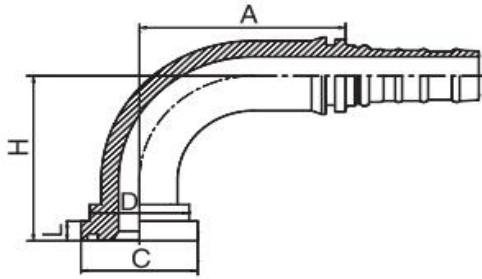
| 代号 PART NO. | 法兰型号 FLANGE SIZE | 软管 HOSE BORE | | 尺寸 DIMENSIONS | | | |
|----------------|---------------------|--------------|--------|---------------|------|----|------|
| | | 公称内径DN | 标号DASH | A | C | D | L |
| 87913-12-12 | 3/4" | 20 | 12 | 58.5 | 41.3 | 32 | 14.3 |
| 87913-16-12 | 1" | 20 | 12 | 63 | 47.6 | 38 | 14.3 |
| 87913-16-16 | 1" | 25 | 16 | 64.4 | 47.6 | 38 | 14.3 |
| 87913-20-16 | 1.1/4" | 25 | 16 | 71.4 | 54 | 43 | 14.3 |
| 87913-20-20 | 1.1/4" | 32 | 20 | 73.8 | 54 | 43 | 14.3 |
| 87913-24-20 | 1.1/2" | 32 | 20 | 80.6 | 63.5 | 51 | 14.3 |
| 87913-24-24 | 1.1/2" | 40 | 24 | 80.7 | 63.5 | 51 | 14.3 |



87943

45° SAE 法兰 9000 PSI
45° SAE FLANGE 9000 PSI

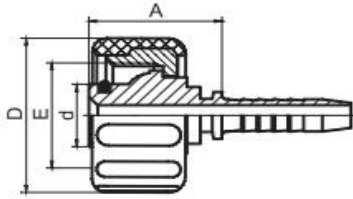
| 代号 PART NO. | 法兰型号 FLANGE SIZE | 软管 HOSE BORE | | 尺寸 DIMENSIONS | | | | |
|----------------|---------------------|--------------|--------|---------------|------|----|------|------|
| | | 公称内径DN | 标号DASH | A | C | D | H | L |
| 87943-12-12 | 3/4" | 20 | 12 | 92.6 | 41.3 | 32 | 35.6 | 14.3 |
| 87943-16-12 | 1" | 20 | 12 | 93.7 | 47.6 | 38 | 36.7 | 14.3 |
| 87943-16-16 | 1" | 25 | 16 | 103.9 | 47.6 | 38 | 37.5 | 14.3 |
| 87943-20-16 | 1.1/4" | 25 | 16 | 104.6 | 54 | 43 | 38.2 | 14.3 |
| 87943-20-20 | 1.1/4" | 32 | 20 | 117.3 | 54 | 43 | 42.3 | 14.3 |
| 87943-24-20 | 1.1/2" | 32 | 20 | 118 | 63.5 | 51 | 43 | 14.3 |
| 87943-24-24 | 1.1/2" | 40 | 24 | 132.5 | 63.5 | 51 | 46.9 | 14.3 |



87993

90° SAE 法兰 9000 PSI
90° SAE FLANGE 9000 PSI

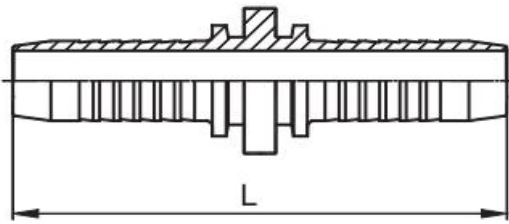
| 代号 PART NO. | 法兰型号 FLANGE SIZE | 软管 HOSE BORE | | 尺寸 DIMENSIONS | | | | |
|----------------|---------------------|--------------|--------|---------------|------|----|------|------|
| | | 公称内径DN | 标号DASH | A | C | D | H | L |
| 87993-12-12 | 3/4" | 20 | 12 | 75 | 41.3 | 32 | 71.5 | 14.3 |
| 87993-16-12 | 1" | 20 | 12 | 75 | 47.6 | 38 | 73 | 14.3 |
| 87993-16-16 | 1" | 25 | 16 | 88.9 | 47.6 | 38 | 78.5 | 14.3 |
| 87993-20-16 | 1.1/4" | 25 | 16 | 88.9 | 54 | 43 | 79.5 | 14.3 |
| 87993-20-20 | 1.1/4" | 32 | 20 | 105.8 | 54 | 43 | 90.5 | 14.3 |
| 87993-24-20 | 1.1/2" | 32 | 20 | 105.8 | 63.5 | 51 | 91.5 | 14.3 |
| 87993-24-24 | 1.1/2" | 40 | 24 | 124.2 | 63.5 | 51 | 105 | 14.3 |



20011-ST

公制内螺纹高压水管
METRIC FEMALE WATERWASH INSERTS

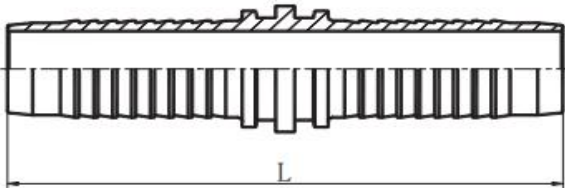
| 代号 PART NO. | 螺纹E THREAD E | 软管 HOSE BORE | | 尺寸 DIMENSIONS | | |
|----------------|-----------------|--------------|--------|---------------|----|------|
| | | 公称内径DN | 标号DASH | A | d | D |
| 20011-22-03ST | M22X1.5 | 5 | 3 | 24.5 | 14 | 34.5 |
| 20011-22-04ST | M22X1.5 | 6 | 4 | 25 | 14 | 34.5 |
| 20011-22-05ST | M22X1.5 | 8 | 5 | 25 | 14 | 34.5 |
| 20011-22-06ST | M22X1.5 | 10 | 6 | 25 | 14 | 34.5 |



90011

双面连接芯
DOUBLE CONNECTOR

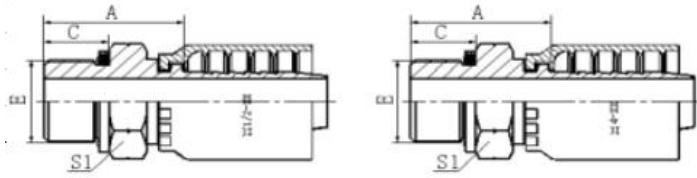
| 代号 PART NO. | 软管 HOSE BORE | | 尺寸 DIMENSIONS | | | |
|----------------|--------------|--------|---------------|--|-----|--|
| | 公称内径DN | 标号DASH | | | L | |
| 90011-04 | 6 | 4 | | | 69 | |
| 90011-05 | 8 | 5 | | | 69 | |
| 90011-06 | 10 | 6 | | | 73 | |
| 90011-08 | 12 | 8 | | | 77 | |
| 90011-10 | 16 | 10 | | | 83 | |
| 90011-12 | 20 | 12 | | | 93 | |
| 90011-16 | 25 | 16 | | | 114 | |
| 90011-20 | 32 | 20 | | | 132 | |
| 90011-24 | 40 | 24 | | | 162 | |
| 90011-32 | 50 | 32 | | | 170 | |



90012

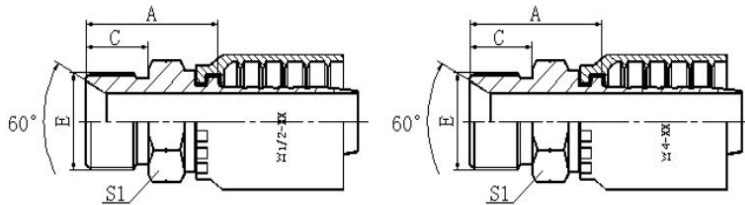
双面连接芯
DOUBLE CONNECTOR

| 代号 PART NO. | 软管 HOSE BORE | | 尺寸 DIMENSIONS | | | |
|----------------|--------------|--------|---------------|--|-----|--|
| | 公称内径DN | 标号DASH | | | L | |
| 90012-04 | 6 | 4 | | | 83 | |
| 90012-05 | 8 | 5 | | | 87 | |
| 90012-06 | 10 | 6 | | | 87 | |
| 90012-08 | 12 | 8 | | | 91 | |
| 90012-10 | 16 | 10 | | | 97 | |
| 90012-12 | 20 | 12 | | | 110 | |
| 90012-16 | 25 | 16 | | | 136 | |
| 90012-20 | 32 | 20 | | | 153 | |
| 90012-24 | 40 | 24 | | | 170 | |
| 90012-32 | 50 | 32 | | | 178 | |



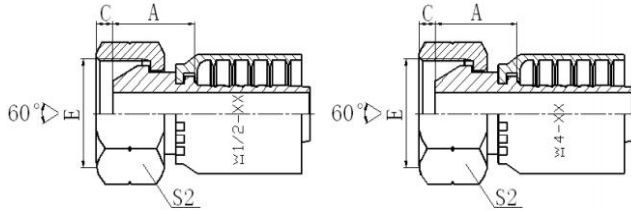
12211F
英管外螺纹O型圈密封
BSP Male O-ring Seal

| 代号 PART NO. | 螺纹 E THREAD E | 胶管 HOSE BORE | | 尺寸 DIMENSIONS | | |
|--------------|------------------|--------------|--------|---------------|------|----|
| | | 公称内径DN | 标号DASH | A | C | H |
| 12211F-04-04 | G1/4"x19 | 6 | 04 | 25 | 11 | 19 |
| 12211F-04-06 | G1/4"x19 | 10 | 06 | 23.5 | 11 | 19 |
| 12211F-06-06 | G3/8"x19 | 10 | 06 | 26 | 11.5 | 24 |
| 12211F-08-04 | G1/2"x14 | 6 | 04 | 30 | 14 | 27 |
| 12211F-08-06 | G1/2"x14 | 10 | 06 | 32 | 14 | 27 |
| 12211F-08-08 | G1/2"x14 | 12 | 08 | 32.5 | 14 | 27 |
| 12211F-10-10 | G5/8"X14 | 16 | 10 | 33 | 15.5 | 30 |
| 12211F-12-10 | G3/4"X14 | 16 | 10 | 33 | 15.5 | 36 |
| 12211F-12-12 | G3/4"X14 | 20 | 12 | 35.5 | 15.5 | 36 |
| 12211F-12-16 | G3/4"X14 | 25 | 16 | 36.5 | 15.5 | 36 |
| 12211F-16-16 | G1"x11 | 25 | 16 | 42.5 | 18 | 41 |
| 12211F-20-20 | G1.1/4"x11 | 32 | 20 | 46/48.1 | 20 | 50 |



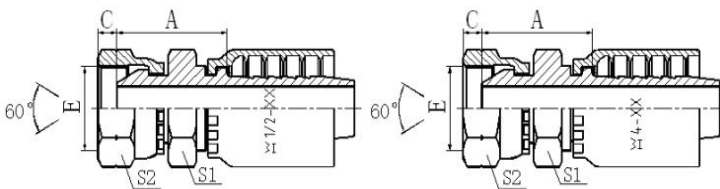
12611F
英管外螺纹60°内锥面
BSP male 60°cone Seal

| 代号 PART NO. | 螺纹 E THREAD E | 胶管 HOSE BORE | | 尺寸 DIMENSIONS | | |
|--------------|------------------|--------------|--------|---------------|------|----|
| | | 公称内径DN | 标号DASH | A | C | H |
| 12611F-04-04 | G1/4"x19 | 6 | 04 | 24.5 | 12 | 14 |
| 12611F-06-05 | G3/8"x19 | 8 | 05 | 26 | 13.5 | 17 |
| 12611F-06-06 | G3/8"x19 | 10 | 06 | 26 | 13.5 | 17 |
| 12611F-06-08 | G3/8"x19 | 12 | 08 | 26.5 | 13.5 | 19 |
| 12611F-08-06 | G1/2"x14 | 10 | 06 | 30.5 | 16 | 22 |
| 12611F-08-08 | G1/2"x14 | 12 | 08 | 31 | 16 | 22 |
| 12611F-10-08 | G5/8"X14 | 12 | 08 | 32.5 | 17.5 | 24 |
| 12611F-10-10 | G5/8"X14 | 16 | 10 | 33.5 | 17.5 | 24 |
| 12611F-12-08 | G3/4"X14 | 12 | 08 | 35.5 | 18.5 | 27 |
| 12611F-12-10 | G3/4"X14 | 16 | 10 | 36.5 | 18.5 | 27 |
| 12611F-12-12 | G3/4"X14 | 20 | 12 | 36.5 | 18.5 | 27 |
| 12611F-16-12 | G1"x11 | 20 | 12 | 40.5 | 20.5 | 36 |
| 12611F-16-16 | G1"x11 | 25 | 16 | 41.5 | 20.5 | 36 |
| 12611F-20-16 | G1.1/4"x11 | 25 | 16 | 43.5 | 20.5 | 46 |
| 12611F-20-20 | G1.1/4"x11 | 32 | 20 | 46.5/48.6 | 20.5 | 46 |
| 12611F-24-20 | G1.1/2"x11 | 32 | 20 | 49/51.1 | 23 | 50 |
| 12611F-24-24 | G1.1/2"x11 | 40 | 24 | 49/52 | 23 | 50 |
| 12611F-32-32 | G 2"x11 | 50 | 32 | 53.5/56.9 | 25.5 | 65 |



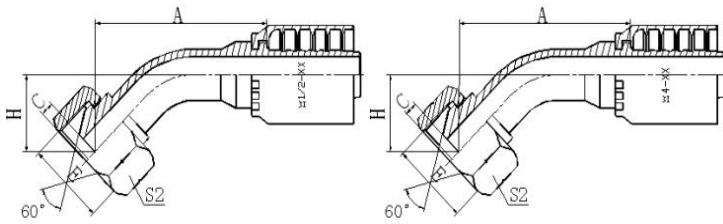
22611F
英管内螺纹60°外锥面
BSP female 60°cone Seal

| 代号 PART NO. | 螺纹 E THREAD E | 胶管 HOSE BORE | | 尺寸 DIMENSIONS | | |
|--------------|------------------|--------------|--------|---------------|------|----|
| | | 公称内径DN | 标号DASH | A | C | S2 |
| 22611F-02-04 | G1/8"x28 | 6 | 04 | 15.5 | 5.5 | 14 |
| 22611F-04-04 | G1/4"x19 | 6 | 04 | 18 | 5.5 | 19 |
| 22611F-04-05 | G1/4"x19 | 8 | 05 | 18 | 5.5 | 19 |
| 22611F-04-06 | G1/4"x19 | 10 | 06 | 18 | 5.5 | 19 |
| 22611F-06-04 | G3/8"x19 | 6 | 04 | 19 | 6.3 | 22 |
| 22611F-06-05 | G3/8"x19 | 8 | 05 | 19 | 6.3 | 22 |
| 22611F-06-06 | G3/8"x19 | 10 | 06 | 19.5 | 6.3 | 22 |
| 22611F-06-08 | G3/8"x19 | 12 | 08 | 19.5 | 6.3 | 22 |
| 22611F-08-06 | G1/2"x14 | 10 | 06 | 18.5 | 7.5 | 27 |
| 22611F-08-08 | G1/2"x14 | 12 | 08 | 21.5 | 7.5 | 27 |
| 22611F-10-08 | G5/8"X14 | 12 | 08 | 22 | 9.5 | 30 |
| 22611F-10-10 | G5/8"X14 | 16 | 10 | 23 | 9.5 | 30 |
| 22611F-12-08 | G3/4"X14 | 12 | 08 | 20 | 10.9 | 32 |
| 22611F-12-10 | G3/4"X14 | 16 | 10 | 24 | 10.9 | 32 |
| 22611F-12-12 | G3/4"X14 | 20 | 12 | 23.5 | 10.9 | 32 |
| 22611F-16-12 | G1"x11 | 20 | 12 | 23 | 11.7 | 41 |
| 22611F-16-16 | G1"x11 | 25 | 16 | 27 | 11.7 | 41 |
| 22611F-20-16 | G1.1/4"x11 | 25 | 16 | 27 | 11 | 50 |
| 22611F-20-20 | G1.1/4"x11 | 32 | 20 | 30.5/32.6 | 11 | 50 |
| 22611F-24-20 | G1.1/2"x11 | 32 | 20 | 29.5/31.6 | 13 | 55 |
| 22611F-24-24 | G1.1/2"x11 | 40 | 24 | 32/35 | 13 | 55 |
| 22611F-32-24 | G 2"x11 | 40 | 24 | 30/33 | 16 | 70 |
| 22611F-32-32 | G 2"x11 | 50 | 32 | 31/34.4 | 16 | 70 |



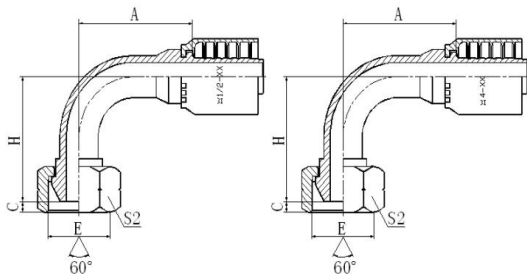
22611DF
英管内螺纹60°外锥面双六角
BSP female 60°cone Seal
Double Hexagon

| 代号 PART NO. | 螺纹 E THREAD E | 胶管 HOSE BORE | | 尺寸 DIMENSIONS | | | |
|---------------|------------------|--------------|--------|---------------|------|----|----|
| | | 公称内径DN | 标号DASH | A | C | S1 | S2 |
| 22611DF-04-04 | G1/4"x19 | 6 | 04 | 23.5 | 5.5 | 19 | 19 |
| 22611DF-06-06 | G3/8"x19 | 10 | 06 | 26.5 | 6.3 | 22 | 22 |
| 22611DF-08-08 | G1/2"x14 | 12 | 08 | 31 | 7.5 | 27 | 27 |
| 22611DF-10-08 | G5/8"X14 | 12 | 08 | 31 | 9.5 | 30 | 30 |
| 22611DF-12-08 | G3/4"X14 | 12 | 08 | 31.5 | 10.9 | 32 | 32 |
| 22611DF-12-12 | G3/4"X14 | 20 | 12 | 33.5 | 10.9 | 32 | 32 |
| 22611DF-16-16 | G1"X14 | 25 | 16 | 35.5 | 11.7 | 41 | 41 |
| 22611DF-20-20 | G1 1/4"X14 | 32 | 20 | 46/48.1 | 11 | 50 | 50 |



22641F
45°英管内螺纹60°外锥面
45°BSP female 60°cone Seal

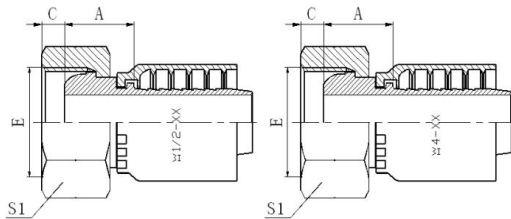
| 代号 PART NO. | 螺纹 E THREAD E | 胶管 HOSE BORE | | 尺寸 DIMENSIONS | | | |
|--------------|------------------|--------------|--------|---------------|------|------|----|
| | | 公称内径DN | 标号DASH | A | C | H | S2 |
| 22641F-04-04 | G1/4"x19 | 6 | 04 | 42.3 | 5.5 | 20.2 | 19 |
| 22641F-06-04 | G3/8"x19 | 6 | 04 | 43.2 | 6.3 | 21 | 22 |
| 22641F-06-05 | G3/8"x19 | 8 | 05 | 45.3 | 6.3 | 22 | 22 |
| 22641F-06-06 | G3/8"x19 | 10 | 06 | 46.9 | 6.3 | 22.6 | 22 |
| 22641F-08-06 | G1/2"x14 | 10 | 06 | 46.7 | 7.5 | 22.5 | 27 |
| 22641F-08-08 | G1/2"x14 | 12 | 08 | 61.1 | 7.5 | 26.1 | 27 |
| 22641F-10-08 | G5/8"X14 | 12 | 08 | 61.4 | 9.5 | 26.5 | 30 |
| 22641F-10-10 | G5/8"X14 | 16 | 10 | 72 | 9.5 | 27.8 | 30 |
| 22641F-12-08 | G3/4"X14 | 12 | 08 | 59.4 | 10.9 | 24.4 | 32 |
| 22641F-12-10 | G3/4"X14 | 16 | 10 | 73 | 10.9 | 28.2 | 32 |
| 22641F-12-12 | G3/4"X14 | 20 | 12 | 78.6 | 10.9 | 31.8 | 32 |
| 22641F-16-12 | G1"x11 | 20 | 12 | 77.6 | 11.7 | 30.2 | 41 |
| 22641F-16-16 | G1"x11 | 25 | 16 | 88.4 | 11.7 | 34.2 | 41 |
| 22641F-20-16 | G1.1/4"x11 | 25 | 16 | 86.8 | 11 | 32.5 | 50 |
| 22641F-20-20 | G1.1/4"x11 | 32 | 20 | 98.8/100.9 | 11 | 38 | 50 |
| 22641F-24-24 | G1.1/2"x11 | 40 | 24 | 116.2/119.2 | 13 | 45.5 | 55 |
| 22641F-32-32 | G 2"x11 | 50 | 32 | 135.7/139.1 | 16 | 52.7 | 70 |



22691F
90°英管内螺纹60°外锥面
90°BSP female 60°cone Seal

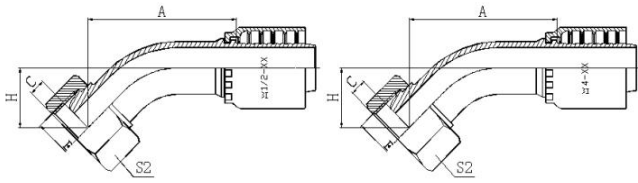
| 代号 PART NO. | 螺纹 E THREAD E | 胶管 HOSE BORE | | 尺寸 DIMENSIONS | | | |
|--------------|------------------|--------------|--------|---------------|-----|------|----|
| | | 公称内径DN | 标号DASH | A | C | H | S2 |
| 22641F-02-04 | G1/8"x28 | 6 | 04 | 30 | 5.5 | 34.5 | 14 |
| 22641F-04-04 | G1/4"x19 | 6 | 04 | 30 | 5.5 | 36.5 | 19 |
| 22641F-04-05 | G1/4"x19 | 8 | 05 | 33 | 5.5 | 39.5 | 19 |
| 22641F-04-06 | G1/4"x19 | 10 | 06 | 30 | 5.5 | 36.5 | 19 |
| 22641F-06-04 | G3/8"x19 | 6 | 04 | 30 | 6.3 | 37.7 | 22 |
| 22641F-06-05 | G3/8"x19 | 8 | 05 | 33 | 6.3 | 40.7 | 22 |
| 22641F-06-06 | G3/8"x19 | 10 | 06 | 35.3 | 6.3 | 43 | 22 |
| 22641F-08-06 | G1/2"x14 | 10 | 06 | 35.3 | 7 | 41.8 | 27 |
| 22641F-08-08 | G1/2"x14 | 12 | 08 | 41 | 7.5 | 51 | 27 |
| 22641F-08-10 | G1/2"x14 | 16 | 10 | 41.5 | 7.5 | 51 | 27 |

| | | | | | | | |
|--------------|------------|----|----|-------------|------|-------|----|
| 22641F-10-08 | G5/8"X14 | 12 | 08 | 41 | 9.5 | 51.5 | 30 |
| 22641F-10-10 | G5/8"X14 | 16 | 10 | 56 | 9.5 | 56 | 30 |
| 22641F-12-08 | G3/4"X14 | 12 | 08 | 41 | 10.9 | 48.6 | 32 |
| 22641F-12-10 | G3/4"X14 | 16 | 10 | 56 | 10.9 | 56.6 | 32 |
| 22641F-12-12 | G3/4"X14 | 20 | 12 | 64.9 | 10.9 | 66.1 | 32 |
| 22641F-16-12 | G1"x11 | 20 | 12 | 65.5 | 11.7 | 63.8 | 41 |
| 22641F-16-16 | G1"x11 | 25 | 16 | 76.7 | 11.7 | 73.8 | 41 |
| 22641F-20-16 | G1.1/4"x11 | 25 | 16 | 76.7 | 11 | 72 | 50 |
| 22641F-20-20 | G1.1/4"x11 | 32 | 20 | 91.5/93.6 | 11 | 84.3 | 50 |
| 22641F-24-24 | G1.1/2"x11 | 40 | 24 | 109.4/112.4 | 13 | 103 | 55 |
| 22641F-32-32 | G 2"x11 | 50 | 32 | 131.8/135.2 | 16 | 123.3 | 70 |



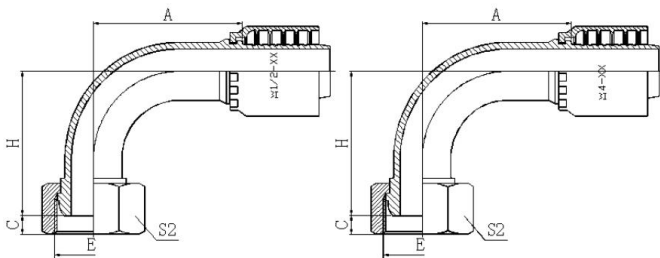
22111F
英管内螺纹球面
BSP Female Multiseal

| 代号 PART NO. | 螺纹 E THREAD E | 胶管 HOSE BORE | | 尺寸 DIMENSIONS | | |
|--------------|------------------|--------------|--------|---------------|------|----|
| | | 公称内径DN | 标号DASH | A | C | S1 |
| 22111F-02-04 | G1/8"x28 | 6 | 04 | 19 | 2 | 14 |
| 22111F-04-04 | G1/4"x19 | 6 | 04 | 19.5 | 4 | 19 |
| 22111F-06-05 | G3/8"x19 | 8 | 05 | 20 | 5 | 22 |
| 22111F-06-06 | G3/8"x19 | 10 | 06 | 20.5 | 5 | 22 |
| 22111F-06-08 | G3/8"x19 | 12 | 08 | 21 | 5 | 22 |
| 22111F-08-06 | G1/2"x14 | 10 | 06 | 20 | 6 | 27 |
| 22111F-08-08 | G1/2"x14 | 12 | 08 | 23 | 6 | 27 |
| 22111F-08-10 | G1/2"x14 | 16 | 10 | 23.5 | 6 | 30 |
| 22111F-10-10 | G5/8"X14 | 16 | 10 | 24 | 8 | 30 |
| 22111F-10-12 | G5/8"X14 | 20 | 12 | 25 | 8 | 32 |
| 22111F-12-08 | G3/4"X14 | 12 | 08 | 23 | 9.5 | 32 |
| 22111F-12-10 | G3/4"X14 | 16 | 10 | 25.5 | 9.5 | 32 |
| 22111F-12-12 | G3/4"X14 | 20 | 12 | 26 | 9.5 | 32 |
| 22111F-16-12 | G1"x11 | 20 | 12 | 24.5 | 11 | 41 |
| 22111F-16-16 | G1"x11 | 25 | 16 | 28 | 11 | 41 |
| 22111F-20-16 | G1.1/4"x11 | 25 | 16 | 28 | 11 | 50 |
| 22111F-20-20 | G1.1/4"x11 | 32 | 20 | 29.5/31.6 | 10 | 50 |
| 22111F-24-24 | G1.1/2"x11 | 40 | 24 | 37/40 | 11.5 | 55 |
| 22111F-32-32 | G 2"x11 | 50 | 32 | 34/37.4 | 15 | 70 |



22141F
45°英管内螺纹球面
45°BSP Female Multiseal

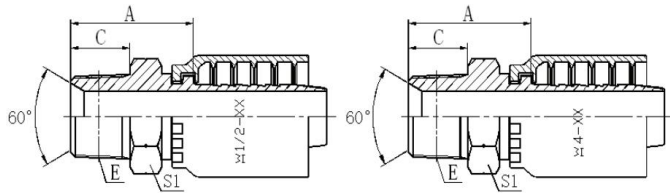
| 代号 PART NO. | 螺纹 E THREAD E | 胶管 HOSE BORE | | 尺寸 DIMENSIONS | | | |
|--------------|------------------|--------------|--------|---------------|------|------|----|
| | | 公称内径DN | 标号DASH | A | C | H | S2 |
| 22141F-02-04 | G1/8"x28 | 6 | 04 | 43.7 | 2 | 21.6 | 14 |
| 22141F-04-04 | G1/4"x19 | 6 | 04 | 43.4 | 4 | 21.3 | 19 |
| 22141F-06-05 | G3/8"x19 | 8 | 05 | 46.2 | 5 | 22.9 | 22 |
| 22141F-06-06 | G3/8"x19 | 10 | 06 | 47.8 | 5 | 23.5 | 22 |
| 22141F-06-08 | G3/8"x19 | 12 | 08 | 60.4 | 5 | 25.4 | 22 |
| 22141F-08-04 | G1/2"x14 | 6 | 04 | 43.9 | 6 | 23.8 | 27 |
| 22141F-08-06 | G1/2"x14 | 10 | 06 | 42.5 | 6 | 18.2 | 27 |
| 22141F-08-08 | G1/2"x14 | 12 | 08 | 62.1 | 6 | 27.2 | 27 |
| 22141F-08-10 | G1/2"x14 | 16 | 10 | 73 | 6 | 29 | 27 |
| 22141F-10-10 | G5/8"X14 | 16 | 10 | 73.2 | 8 | 28.9 | 30 |
| 22141F-10-12 | G5/8"X14 | 20 | 12 | 79.8 | 8 | 32.5 | 30 |
| 22141F-12-08 | G3/4"X14 | 12 | 08 | 63.2 | 9.5 | 28.3 | 32 |
| 22141F-12-10 | G3/4"X14 | 16 | 10 | 70.4 | 9.5 | 29.6 | 32 |
| 22141F-12-12 | G3/4"X14 | 20 | 12 | 80 | 9.5 | 33.2 | 32 |
| 22141F-16-12 | G1"x11 | 20 | 12 | 81.6 | 11 | 33.5 | 41 |
| 22141F-16-16 | G1"x11 | 25 | 16 | 89.2 | 11 | 35 | 41 |
| 22141F-20-16 | G1.1/4"x11 | 25 | 16 | 87 | 9.1 | 32.9 | 50 |
| 22141F-20-20 | G1.1/4"x11 | 32 | 20 | 102.9/105 | 10 | 41.2 | 50 |
| 22141F-24-24 | G1.1/2"x11 | 40 | 24 | 119.8/122.8 | 11.5 | 49 | 55 |
| 22141F-32-32 | G 2"x11 | 50 | 32 | 137.4/140.8 | 15 | 53 | 70 |



22191F
90°英管内螺纹球面
90°BSP Female Multiseal

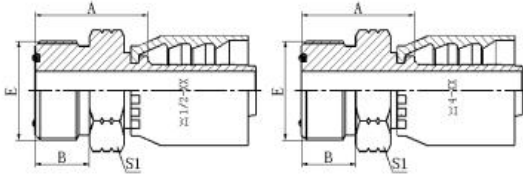
| 代号 PART NO. | 螺纹 E THREAD E | 胶管 HOSE BORE | | 尺寸 DIMENSIONS | | | |
|--------------|------------------|--------------|--------|---------------|---|------|----|
| | | 公称内径DN | 标号DASH | A | C | H | S2 |
| 22191F-02-04 | G1/8"x28 | 6 | 04 | 30 | 2 | 38 | 14 |
| 22191F-04-04 | G1/4"x19 | 6 | 04 | 30 | 4 | 38 | 19 |
| 22191F-04-05 | G1/4"x19 | 8 | 05 | 33 | 4 | 41.5 | 19 |
| 22191F-06-05 | G3/8"x19 | 8 | 05 | 33 | 5 | 42 | 22 |
| 22191F-06-06 | G3/8"x19 | 10 | 06 | 35.3 | 5 | 44.3 | 22 |
| 22191F-06-08 | G3/8"x19 | 12 | 08 | 41 | 5 | 50 | 22 |
| 22191F-08-06 | G1/2"x14 | 10 | 06 | 35.3 | 6 | 44.3 | 27 |
| 22191F-08-08 | G1/2"x14 | 12 | 08 | 41 | 6 | 52.5 | 27 |
| 22191F-10-10 | G5/8"X14 | 16 | 10 | 56 | 8 | 57.5 | 30 |
| 22191F-10-12 | G5/8"X14 | 20 | 12 | 65.5 | 8 | 67 | 30 |

| | | | | | | | |
|--------------|------------|----|----|-------------|------|-------|----|
| 22191F-12-08 | G3/4"X14 | 12 | 08 | 41 | 9.5 | 52 | 32 |
| 22191F-12-10 | G3/4"X14 | 16 | 10 | 56 | 9.5 | 58.5 | 32 |
| 22191F-12-12 | G3/4"X14 | 20 | 12 | 64.9 | 9.5 | 68 | 32 |
| 22191F-16-12 | G1"x11 | 20 | 12 | 65.5 | 11 | 65 | 41 |
| 22191F-16-16 | G1"x11 | 25 | 16 | 76.7 | 11 | 75 | 41 |
| 22191F-20-16 | G1.1/4"x11 | 25 | 16 | 76.7 | 9.1 | 72 | 50 |
| 22191F-20-20 | G1.1/4"x11 | 32 | 20 | 92.3/94.4 | 10 | 85.3 | 50 |
| 22191F-24-24 | G1.1/2"x11 | 40 | 24 | 109.4/112.4 | 11.5 | 108 | 55 |
| 22191F-32-32 | G 2"x11 | 50 | 32 | 133.1/116.5 | 15 | 123.8 | 70 |



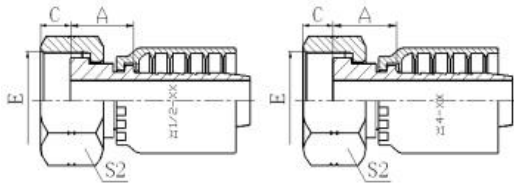
13011F
英锥管外螺纹
BSPT MALE

| 代号 PART NO. | 螺纹 E THREAD E | 胶管 HOSE BORE | | 尺寸 DIMENSIONS | | |
|--------------|------------------|--------------|--------|---------------|------|----|
| | | 公称内径DN | 标号DASH | A | C | S1 |
| 13011F-02-04 | R1/8"x28 | 6 | 04 | 22.5 | 10 | 12 |
| 13011F-04-04 | R1/4"x19 | 6 | 04 | 27 | 14.5 | 14 |
| 13011F-04-05 | R1/4"x19 | 8 | 05 | 27 | 14.5 | 14 |
| 13011F-04-06 | R1/4"x19 | 10 | 06 | 27 | 14.5 | 17 |
| 13011F-06-04 | R3/8"x19 | 6 | 04 | 27.5 | 15 | 17 |
| 13011F-06-05 | R3/8"x19 | 8 | 05 | 27.5 | 15 | 17 |
| 13011F-06-06 | R3/8"x19 | 10 | 06 | 27.5 | 15 | 17 |
| 13011F-06-08 | R3/8"x19 | 12 | 08 | 28 | 15 | 22 |
| 13011F-08-06 | R1/2"x14 | 10 | 06 | 34.5 | 20 | 22 |
| 13011F-08-08 | R1/2"x14 | 12 | 08 | 35 | 20 | 22 |
| 13011F-08-10 | R1/2"x14 | 16 | 10 | 35.5 | 20 | 22 |
| 13011F-08-12 | R1/2"x14 | 20 | 12 | 38 | 20 | 27 |
| 13011F-12-08 | R3/4"X14 | 12 | 08 | 37 | 20 | 27 |
| 13011F-12-10 | R3/4"X14 | 16 | 10 | 38 | 20 | 27 |
| 13011F-12-12 | R3/4"X14 | 20 | 12 | 38.5 | 20 | 27 |
| 13011F-12-16 | R3/4"X14 | 25 | 16 | 40.5 | 20 | 32 |
| 13011F-16-12 | R1"x11 | 20 | 12 | 43.5 | 25.5 | 36 |
| 13011F-16-16 | R1"x11 | 25 | 16 | 45 | 25.5 | 36 |
| 13011F-20-20 | R1.1/4"x11 | 32 | 20 | 49.5/51.6 | 26.5 | 46 |
| 13011F-24-24 | R1.1/2"x11 | 40 | 24 | 52.5/55.5 | 26.5 | 50 |
| 13011F-32-24 | R 2"x11 | 40 | 24 | 57/60 | 30 | 65 |
| 13011F-32-32 | R 2"x11 | 50 | 32 | 57/60.4 | 30 | 65 |



14211F
美制ORFS外螺纹平面
ORFS Male flat seal

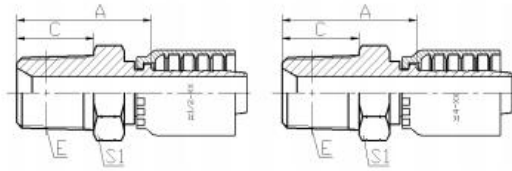
| 代号 PART NO. | 螺纹 E THREAD E | 胶管 HOSE BORE | | O型圈 O-ring | 尺寸 DIMENSIONS | | |
|--------------|------------------|--------------|--------|------------|---------------|------|----|
| | | 公称内径DN | 标号DASH | | A | B | S1 |
| 14211F-04-04 | 9/16"x18 | 6 | 04 | O011 | 22.5 | 9.8 | 17 |
| 14211F-06-04 | 11/16"x16 | 6 | 04 | O012 | 24 | 11.2 | 19 |
| 14211F-06-06 | 11/16"x16 | 10 | 06 | O012 | 24 | 11.2 | 19 |
| 14211F-08-06 | 13/16"x16 | 10 | 06 | O014 | 27.5 | 13 | 22 |
| 14211F-08-08 | 13/16"x16 | 12 | 08 | O014 | 28.5 | 12.8 | 22 |
| 14211F-08-10 | 13/16"x16 | 16 | 10 | O014 | 28.5 | 12.8 | 22 |
| 14211F-10-10 | 1"x14 | 12 | 08 | O016 | 32.5 | 15.5 | 27 |
| 14211F-12-08 | 1"x14 | 16 | 10 | O016 | 33.5 | 15.5 | 27 |
| 14211F-12-10 | 1 3/16"x12 | 12 | 08 | O018 | 35.5 | 17 | 32 |
| 14211F-12-12 | 1 3/16"x12 | 16 | 10 | O018 | 36 | 17 | 32 |
| 14211F-12-16 | 1 3/16"x12 | 20 | 12 | O018 | 36.5 | 17 | 32 |
| 14211F-16-12 | 1 7/16"x12 | 20 | 12 | O021 | 37 | 17.5 | 38 |
| 14211F-16-16 | 1 7/16"x12 | 25 | 16 | O021 | 38.5 | 17.5 | 38 |
| 14211F-20-20 | 1 11/16"x12 | 32 | 20 | O025 | 41.5/43.6 | 17.5 | 46 |
| 14211F-24-24 | 2"x12 | 40 | 24 | O029 | 46.5/49.5 | 17.5 | 55 |



24211F
美制ORFS内螺纹平面
ORFS Female flat seal

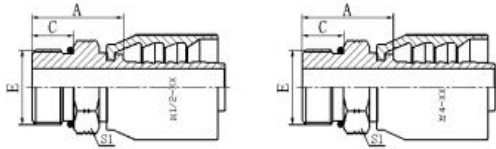
| 代号 PART NO. | 螺纹 E THREAD E | 胶管 HOSE BORE | | | 尺寸 DIMENSIONS | | |
|--------------|------------------|--------------|--------|--|---------------|------|----|
| | | 公称内径DN | 标号DASH | | A | C | S2 |
| 24211F-04-04 | 9/16"x18 | 6 | 04 | | 22.5 | 8.5 | 19 |
| 24211F-04-05 | 9/16"x18 | 8 | 05 | | 22.5 | 8.5 | 19 |
| 24211F-04-06 | 9/16"x18 | 10 | 06 | | 22.5 | 8.5 | 19 |
| 24211F-06-04 | 11/16"x16 | 6 | 04 | | 23.5 | 10 | 22 |
| 24211F-06-05 | 11/16"x17 | 8 | 05 | | 23.5 | 10 | 22 |
| 24211F-06-06 | 11/16"x16 | 10 | 06 | | 25.5 | 10 | 22 |
| 24211F-06-08 | 11/16"x16 | 12 | 08 | | 26 | 10 | 22 |
| 24211F-08-05 | 11/16"x16 | 8 | 05 | | 25 | 11 | 27 |
| 24211F-08-06 | 13/16"x16 | 10 | 06 | | 25 | 11 | 27 |
| 24211F-08-08 | 13/16"x16 | 12 | 08 | | 28 | 11 | 27 |
| 24211F-08-10 | 13/16"x16 | 16 | 10 | | 29 | 11 | 27 |
| 24211F-10-08 | 13/16"x16 | 12 | 8 | | 29.5 | 13.5 | 30 |
| 24211F-10-10 | 1"x14 | 16 | 10 | | 33 | 13.5 | 30 |
| 24211F-10-12 | 1"x14 | 20 | 12 | | 33.5 | 13.5 | 30 |
| 24211F-12-08 | 1"x14 | 12 | 08 | | 30.5 | 15 | 36 |
| 24211F-12-10 | 1 3/16"x12 | 16 | 10 | | 31.5 | 15 | 36 |
| 24211F-12-12 | 1 3/16"x12 | 20 | 12 | | 35 | 15 | 36 |
| 24211F-12-16 | 1 3/16"x12 | 25 | 16 | | 36 | 15 | 36 |

| | | | | | | |
|--------------|-------------|----|----|-----------|------|----|
| 24211F-16-12 | 1 7/16"x12 | 20 | 12 | 35 | 14.8 | 41 |
| 24211F-16-16 | 1 7/16"x12 | 25 | 16 | 35 | 14.8 | 41 |
| 24211F-16-20 | 1 7/16"x12 | 32 | 20 | 39.5 | 14.8 | 41 |
| 24211F-20-16 | 1 11/16"x12 | 25 | 16 | 34.5 | 15 | 50 |
| 24211F-20-20 | 1 11/16"x12 | 32 | 20 | 42.5/44.6 | 15 | 50 |
| 24211F-20-24 | 1 11/16"x12 | 40 | 24 | 42.5/45.5 | 15 | 50 |
| 24211F-24-20 | 2"x12 | 32 | 20 | 36/38.1 | 14.8 | 60 |
| 24211F-24-24 | 2"x12 | 40 | 24 | 36/39 | 14.8 | 60 |



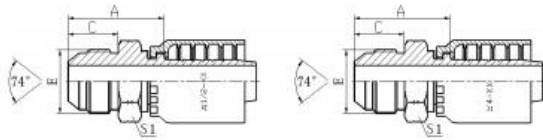
15611F
布锥管外螺纹
NPT Male

| 代号 PART NO. | 螺纹 E THREAD E | 胶管 HOSE BORE | | 尺寸 DIMENSIONS | | |
|--------------|------------------|--------------|--------|---------------|------|----|
| | | 公称内径DN | 标号DASH | A | C | S2 |
| 15611F-04-04 | Z1/4"x18 | 6 | 04 | 28 | 15 | 17 |
| 15611F-04-05 | Z1/4"x18 | 8 | 05 | 28 | 15 | 17 |
| 15611F-04-06 | Z1/4"x18 | 10 | 06 | 27.5 | 15 | 17 |
| 15611F-06-04 | Z3/8"x18 | 6 | 04 | 29 | 16 | 19 |
| 15611F-06-05 | Z3/8"x18 | 8 | 05 | 29 | 16 | 19 |
| 15611F-06-06 | Z3/8"x18 | 10 | 06 | 29 | 16 | 19 |
| 15611F-06-08 | Z3/8"x18 | 12 | 08 | 30.5 | 16 | 19 |
| 15611F-08-06 | Z1/2"x14 | 10 | 06 | 34 | 19.5 | 22 |
| 15611F-08-08 | Z1/2"x14 | 12 | 08 | 34.5 | 19 | 22 |
| 15611F-08-10 | Z1/2"x14 | 16 | 10 | 35.5 | 19.5 | 22 |
| 15611F-12-08 | Z3/4"x14 | 12 | 08 | 37.5 | 19.5 | 27 |
| 15611F-12-10 | Z3/4"x14 | 16 | 10 | 37.5 | 19.5 | 27 |
| 15611F-12-12 | Z3/4"x14 | 20 | 12 | 38.5 | 19.5 | 27 |
| 15611F-12-16 | Z3/4"x14 | 25 | 16 | 39.5 | 20 | 32 |
| 15611F-16-10 | Z1"x11.5 | 16 | 10 | 45 | 25.5 | 36 |
| 15611F-16-12 | Z1"x11.5 | 20 | 12 | 45 | 25.5 | 36 |
| 15611F-16-16 | Z1"x11.5 | 25 | 16 | 46.5 | 25.5 | 36 |
| 15611F-20-16 | Z1 1/4"x11.5 | 25 | 16 | 49.5 | 26.5 | 46 |
| 15611F-20-20 | Z1 1/4"x11.5 | 32 | 20 | 50.5/52.6 | 26.5 | 46 |
| 15611F-24-24 | Z1 1/2"x11.5 | 40 | 24 | 51/54 | 26 | 50 |
| 15611F-32-32 | Z2"x11.5 | 50 | 32 | 55/58.4 | 27.5 | 65 |



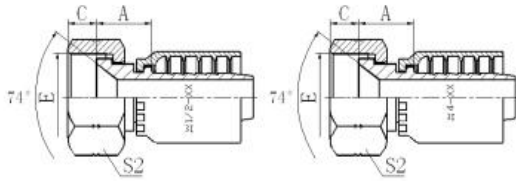
16011F
美制SAE外螺纹带O型圈
SAE O-Ring Male

| 代号 PART NO. | 螺纹 E THREAD E | 胶管 HOSE BORE | | O型圈 O-ring | 尺寸 DIMENSIONS | | |
|--------------|------------------|--------------|--------|------------|---------------|------|----|
| | | 公称内径DN | 标号DASH | | A | C | S1 |
| 16011F-04-04 | 7/16"x20 | 6 | 04 | O904 | 21.5 | 9.1 | 14 |
| 16011F-05-04 | 1/2"x20 | 6 | 04 | O905 | 21.5 | 9.1 | 17 |
| 16011F-06-05 | 9/16"x18 | 8 | 05 | O906 | 22.5 | 9.9 | 17 |
| 16011F-06-06 | 9/16"x18 | 10 | 06 | O906 | 22.5 | 9.9 | 17 |
| 16011F-08-06 | 3/4"x16 | 10 | 06 | O908 | 23.5 | 11.1 | 22 |
| 16011F-08-08 | 3/4"x16 | 12 | 08 | O908 | 24 | 11.1 | 22 |
| 16011F-10-08 | 7/8"x14 | 12 | 08 | O910 | 30 | 12.7 | 27 |
| 16011F-10-10 | 7/8"x14 | 16 | 10 | O910 | 31 | 12.7 | 27 |
| 16011F-12-10 | 1 1/16"x12 | 16 | 10 | O912 | 34.5 | 15.1 | 32 |
| 16011F-12-12 | 1 1/16"x12 | 20 | 12 | O912 | 34 | 15.1 | 32 |
| 16011F-16-16 | 1 5/16"x12 | 25 | 16 | O916 | 36 | 15.1 | 38 |



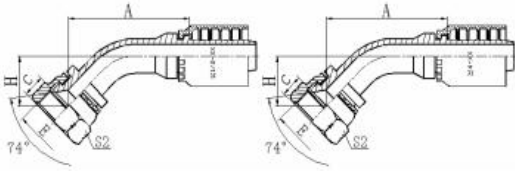
16711F
美制JIC外螺纹74°外锥面
JIC Male 74° Cone seal

| 代号 PART NO. | 螺纹 E THREAD E | 胶管 HOSE BORE | | O型圈 O-ring | 尺寸 DIMENSIONS | | |
|--------------|------------------|--------------|--------|------------|---------------|------|----|
| | | 公称内径DN | 标号DASH | | A | C | S1 |
| 16711F-04-04 | 7/16"x20 | 6 | 04 | | 26.5 | 14 | 12 |
| 16711F-05-04 | 1/2"x20 | 6 | 04 | | 26.5 | 14 | 14 |
| 16711F-05-05 | 1/2"x20 | 8 | 05 | | 26.5 | 14 | 14 |
| 16711F-05-06 | 1/2"x20 | 10 | 06 | | 26.5 | 14 | 17 |
| 16711F-06-04 | 9/16"x18 | 6 | 04 | | 26.5 | 14.1 | 17 |
| 16711F-06-05 | 9/16"x18 | 8 | 05 | | 26.5 | 14.1 | 17 |
| 16711F-06-06 | 9/16"x18 | 10 | 06 | | 26.5 | 14.1 | 17 |
| 16711F-08-06 | 3/4"x16 | 10 | 06 | | 31.5 | 16.7 | 22 |
| 16711F-08-08 | 3/4"x16 | 12 | 08 | | 32 | 16.7 | 22 |
| 16711F-10-06 | 7/8"x14 | 10 | 06 | | 33.5 | 19.3 | 24 |
| 16711F-10-08 | 7/8"x14 | 12 | 08 | | 34 | 19.3 | 24 |
| 16711F-10-10 | 7/8"x14 | 16 | 10 | | 35 | 19.3 | 24 |
| 16711F-12-08 | 1 1/16"x12 | 12 | 08 | | 38.5 | 21.9 | 30 |
| 16711F-12-10 | 1 1/16"x12 | 16 | 10 | | 39.5 | 21.9 | 30 |
| 16711F-12-12 | 1 1/16"x12 | 20 | 12 | | 40 | 21.9 | 30 |
| 16711F-12-16 | 1 1/16"x12 | 25 | 16 | | 42.5 | 21.9 | 30 |
| 16711F-14-10 | 1 3/16"x12 | 16 | 10 | | 41.5 | 22.6 | 32 |
| 16711F-14-12 | 1 3/16"x12 | 20 | 12 | | 40.5 | 22.6 | 32 |
| 16711F-16-12 | 1 5/16"x12 | 20 | 12 | | 43 | 23.1 | 36 |
| 16711F-16-16 | 1 5/16"x12 | 25 | 16 | | 43.5 | 23.1 | 36 |
| 16711F-20-16 | 1 5/8"x12 | 25 | 16 | | 47 | 24.3 | 46 |
| 16711F-20-20 | 1 5/8"x12 | 32 | 20 | | 47/49.1 | 24.3 | 46 |
| 16711F-24-20 | 1 7/8"x12 | 32 | 20 | | 53/55.1 | 27.5 | 50 |
| 16711F-24-24 | 1 7/8"x12 | 40 | 24 | | 53/56 | 27.5 | 50 |
| 16711F-32-32 | 2 1/2"x12 | 50 | 32 | | 62/65.4 | 33.9 | 65 |



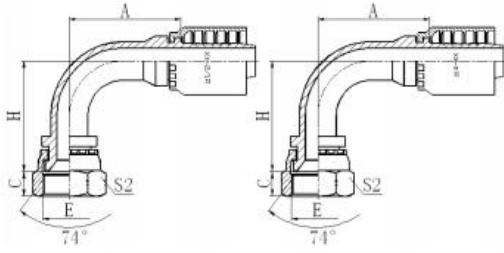
26711F
美制JIC内螺纹74°内锥面
JIC Female 74° Cone seal

| 代号 PART NO. | 螺纹 E THREAD E | 胶管 HOSE BORE | | 尺寸 DIMENSIONS | | |
|--------------|------------------|--------------|--------|---------------|------|----|
| | | 公称内径DN | 标号DASH | A | C | S1 |
| 26711F-04-04 | 7/16"x20 | 6 | 04 | 15 | 9 | 15 |
| 26711F-05-04 | 1/2"x20 | 6 | 04 | 15.5 | 9.5 | 17 |
| 26711F-05-05 | 1/2"x20 | 8 | 05 | 15.5 | 9.5 | 17 |
| 26711F-05-06 | 1/2"x20 | 10 | 06 | 15.5 | 9.5 | 17 |
| 26711F-06-04 | 9/16"x18 | 6 | 04 | 15.5 | 10.5 | 19 |
| 26711F-06-05 | 9/16"x18 | 8 | 05 | 15.5 | 10.5 | 19 |
| 26711F-06-06 | 9/16"x18 | 10 | 06 | 15.5 | 10.5 | 19 |
| 26711F-06-08 | 9/16"x18 | 12 | 08 | 16 | 10.5 | 19 |
| 26711F-08-06 | 3/4"x16 | 10 | 06 | 17.5 | 11 | 24 |
| 26711F-08-08 | 3/4"x16 | 12 | 08 | 18.5 | 11 | 24 |
| 26711F-08-10 | 3/4"x16 | 16 | 10 | 19 | 11 | 24 |
| 26711F-10-08 | 7/8"x14 | 12 | 08 | 19 | 13 | 27 |
| 26711F-10-10 | 7/8"x14 | 16 | 10 | 19.5 | 13 | 27 |
| 26711F-10-12 | 7/8"x14 | 20 | 12 | 20 | 13 | 27 |
| 26711F-12-08 | 1 1/16"x12 | 12 | 08 | 19.5 | 15 | 32 |
| 26711F-12-10 | 1 1/16"x12 | 16 | 10 | 21 | 15 | 32 |
| 26711F-12-12 | 1 1/16"x12 | 20 | 12 | 21.5 | 15 | 32 |
| 26711F-12-16 | 1 1/16"x12 | 25 | 16 | 23 | 15 | 32 |
| 26711F-14-12 | 1 3/16"x12 | 20 | 12 | 21.5 | 15 | 32 |
| 26711F-16-12 | 1 5/16"x12 | 20 | 12 | 18.5 | 16 | 41 |
| 26711F-16-16 | 1 5/16"x12 | 25 | 16 | 23 | 16 | 41 |
| 26711F-16-20 | 1 5/16"x12 | 32 | 20 | 24/26.1 | 16 | 41 |
| 26711F-20-16 | 1 5/8"x12 | 25 | 16 | 23 | 17 | 50 |
| 26711F-20-20 | 1 5/8"x12 | 32 | 20 | 25/27.1 | 17 | 50 |
| 26711F-24-20 | 1 7/8"x12 | 32 | 20 | 26.5/28.6 | 20 | 55 |
| 26711F-24-24 | 1 7/8"x12 | 40 | 24 | 26.5/29.5 | 20 | 55 |
| 26711F-32-24 | 2 1/2"x12 | 40 | 24 | 27/30 | 23.5 | 75 |
| 26711F-32-32 | 2 1/2"x12 | 50 | 32 | 27/30.4 | 23.5 | 75 |



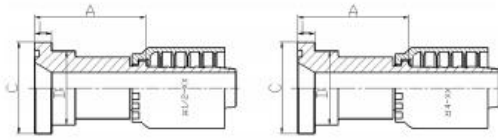
26741F
45°美制JIC 内螺纹74°内锥面
45° JIC Female 74° Cone Seal

| 代号 PART NO. | 螺纹 E THREAD E | 胶管 HOSE BORE | | 尺寸 DIMENSIONS | | | |
|--------------|------------------|--------------|--------|---------------|------|------|----|
| | | 公称内径DN | 标号DASH | A | C | H | S2 |
| 26741F-04-04 | 7/16"x20 | 6 | 04 | 35.2 | 9 | 13.1 | 15 |
| 26741F-05-04 | 1/2"x20 | 6 | 04 | 35.6 | 9.5 | 13.5 | 17 |
| 26741F-05-05 | 1/2"x20 | 8 | 05 | 37.7 | 9.5 | 14.4 | 17 |
| 26741F-05-06 | 1/2"x20 | 10 | 06 | 37.7 | 9.5 | 14.4 | 17 |
| 26741F-06-04 | 9/16"x18 | 6 | 04 | 35.6 | 10.5 | 13.5 | 19 |
| 26741F-06-05 | 9/16"x18 | 8 | 05 | 37.7 | 10.5 | 14.4 | 19 |
| 26741F-06-06 | 9/16"x18 | 10 | 06 | 38.8 | 10.5 | 14.8 | 19 |
| 26741F-06-08 | 9/16"x18 | 12 | 08 | 39.3 | 10.5 | 14.8 | 19 |
| 26741F-08-06 | 3/4"x16 | 10 | 06 | 40.2 | 11 | 16.2 | 24 |
| 26741F-08-08 | 3/4"x16 | 12 | 08 | 45.3 | 11 | 19 | 24 |
| 26741F-10-08 | 7/8"x14 | 12 | 08 | 46.3 | 13 | 20 | 27 |
| 26741F-10-10 | 7/8"x14 | 16 | 10 | 54.1 | 13 | 21.8 | 27 |
| 26741F-10-12 | 7/8"x14 | 20 | 12 | 58.6 | 13 | 21.8 | 27 |
| 26741F-12-08 | 1 1/16"x12 | 12 | 08 | 50.4 | 15 | 21.1 | 32 |
| 26741F-12-10 | 1 1/16"x12 | 16 | 10 | 55.1 | 15 | 22.8 | 32 |
| 26741F-12-12 | 1 1/16"x12 | 20 | 12 | 59.3 | 15 | 24.2 | 32 |
| 26741F-12-16 | 1 1/16"x12 | 25 | 16 | 70.3 | 15 | 24.2 | 32 |
| 26741F-14-12 | 1 3/16"x12 | 20 | 12 | 60.1 | 15 | 24.4 | 32 |
| 26741F-16-12 | 1 5/16"x12 | 20 | 12 | 60.1 | 16 | 24.2 | 41 |
| 26741F-16-16 | 1 5/16"x12 | 25 | 16 | 73.5 | 16 | 28 | 41 |
| 26741F-16-20 | 1 5/16"x12 | 32 | 20 | 83.5/85.6 | 16 | 28 | 41 |
| 26741F-20-20 | 1 5/8"x12 | 32 | 20 | 85.6/87.7 | 17 | 35.2 | 50 |
| 26741F-24-20 | 1 7/8"x12 | 32 | 20 | 86.6/88.7 | 20 | 40.1 | 55 |
| 26741F-24-24 | 1 7/8"x12 | 40 | 24 | 114.8/117.8 | 20 | 44.1 | 55 |
| 26741F-32-32 | 2 1/2"x12 | 50 | 32 | 135.9/139.3 | 23.5 | 51.6 | 75 |



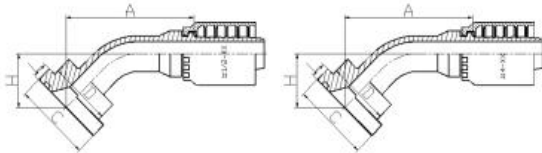
26791F
90°美制JIC 内螺纹74°内锥面
90°JIC Female 74°Cone Seal

| 代号 PART NO. | 螺纹 E THREAD E | 胶管 HOSE BORE | | 尺寸 DIMENSIONS | | | |
|--------------|------------------|--------------|--------|---------------|------|-------|----|
| | | 公称内径DN | 标号DASH | A | C | H | S2 |
| 26791F-04-04 | 7/16"x20 | 6 | 04 | 30 | 9 | 26.5 | 15 |
| 26791F-05-04 | 1/2"x20 | 6 | 04 | 30 | 9.5 | 27 | 17 |
| 26791F-05-05 | 1/2"x20 | 8 | 05 | 33 | 9.5 | 30 | 17 |
| 26791F-05-06 | 1/2"x20 | 10 | 06 | 33 | 9.5 | 30 | 17 |
| 26791F-06-04 | 9/16"x18 | 6 | 04 | 30 | 10.5 | 27 | 19 |
| 26791F-06-05 | 9/16"x18 | 8 | 05 | 33 | 10.5 | 30 | 19 |
| 26791F-06-06 | 9/16"x18 | 10 | 06 | 34.5 | 10.5 | 31.5 | 19 |
| 26791F-06-08 | 9/16"x18 | 12 | 08 | 38 | 10.5 | 31.5 | 19 |
| 26791F-08-06 | 3/4"x16 | 10 | 06 | 34.5 | 11 | 33.5 | 24 |
| 26791F-08-08 | 3/4"x16 | 12 | 08 | 39.5 | 11 | 40 | 24 |
| 26791F-08-10 | 3/4"x16 | 16 | 10 | 45.5 | 11 | 40 | 24 |
| 26791F-10-08 | 7/8"x14 | 12 | 08 | 39.5 | 13 | 41.5 | 27 |
| 26791F-10-10 | 7/8"x14 | 16 | 10 | 49 | 13 | 47.5 | 27 |
| 26791F-10-12 | 7/8"x14 | 20 | 12 | 53.5 | 13 | 47.5 | 27 |
| 26791F-12-08 | 1 1/16"x12 | 12 | 08 | 43.5 | 15 | 43 | 32 |
| 26791F-12-10 | 1 1/16"x12 | 16 | 10 | 49 | 15 | 49 | 32 |
| 26791F-12-12 | 1 1/16"x12 | 20 | 12 | 54.5 | 15 | 53.5 | 32 |
| 26791F-12-16 | 1 1/16"x12 | 25 | 16 | 65.5 | 15 | 53.5 | 32 |
| 26791F-14-12 | 1 3/16"x12 | 20 | 12 | 55.3 | 15 | 53.5 | 32 |
| 26791F-16-12 | 1 5/16"x12 | 20 | 12 | 55.3 | 16 | 53.5 | 41 |
| 26791F-16-16 | 1 5/16"x12 | 25 | 16 | 71 | 16 | 65 | 41 |
| 26791F-16-20 | 1 5/16"x12 | 32 | 20 | 81.5/83.1 | 16 | 65 | 41 |
| 26791F-20-20 | 1 5/8"x12 | 32 | 20 | 81.5/83.6 | 17 | 80.5 | 50 |
| 26791F-24-20 | 1 7/8"x12 | 32 | 20 | 81.5/83.6 | 20 | 80.5 | 55 |
| 26791F-24-24 | 1 7/8"x12 | 40 | 24 | 109.4/112.4 | 20 | 94 | 55 |
| 26791F-32-32 | 2 1/2"x12 | 50 | 32 | 133.1/136.5 | 23.5 | 121.8 | 75 |



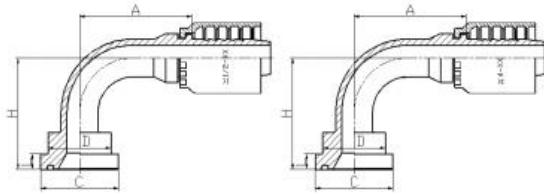
87311F
SAE 法兰 3000 psi
SAE Flange 3000 PSI

| 代号 PART NO. | 法兰型号 FLANGE SIZE | 胶管 HOSE BORE | | 尺寸 DIMENSIONS | | | |
|--------------|------------------|--------------|--------|---------------|------|------|------|
| | | 公称内径DN | 标号DASH | A | C | D | L |
| 87311F-08-08 | 1/2" | 12 | 08 | 46 | 30.2 | 24 | 6.73 |
| 87311F-12-08 | 3/4" | 12 | 08 | 47 | 38.1 | 31.7 | 6.73 |
| 87311F-12-10 | 3/4" | 16 | 10 | 47.5 | 38.1 | 31.7 | 6.73 |
| 87311F-12-12 | 3/4" | 20 | 12 | 48 | 38.1 | 31.7 | 6.73 |
| 87311F-12-16 | 3/4" | 25 | 16 | 49 | 38.1 | 31.7 | 6.73 |
| 87311F-16-12 | 1" | 20 | 12 | 51 | 44.4 | 38 | 8 |
| 87311F-16-16 | 1" | 25 | 16 | 52 | 44.4 | 38 | 8 |
| 87311F-16-20 | 1" | 32 | 20 | 53/55.1 | 44.4 | 38 | 8 |
| 87311F-20-16 | 1 1/4" | 25 | 16 | 57 | 50.8 | 43 | 8 |
| 87311F-20-20 | 1 1/4" | 32 | 20 | 58/60.1 | 50.8 | 43 | 8 |
| 87311F-24-20 | 1 1/2" | 32 | 20 | 68/70.1 | 60.3 | 50 | 8 |
| 87311F-24-24 | 1 1/2" | 40 | 24 | 68/71 | 60.3 | 50 | 8 |
| 87311F-32-24 | 2" | 40 | 24 | 70/73 | 71.4 | 62 | 9.53 |
| 87311F-32-32 | 2" | 50 | 32 | 70/73.4 | 71.4 | 62 | 9.53 |



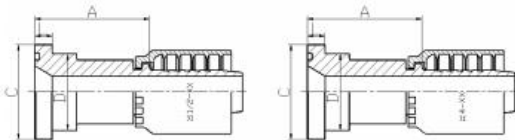
87341F
45°SAE 法兰 3000 psi
45°SAE Flange 3000 PSI

| 代号 PART NO. | 法兰型号 FLANGE SIZE | 胶管 HOSE BORE | | 尺寸 DIMENSIONS | | | | |
|--------------|------------------|--------------|--------|---------------|-----------|------|------|------|
| | | 公称内径DN | 标号DASH | A | C | D | H | L |
| 87341F-08-08 | 1/2" | 12 | 08 | 58.2 | 30.2 | 24 | 23.3 | 6.73 |
| 87341F-12-08 | 3/4" | 12 | 08 | 58.9 | 38.1 | 31.7 | 24 | 6.73 |
| 87341F-12-10 | 3/4" | 16 | 10 | 69.6 | 38.1 | 31.7 | 25.3 | 6.73 |
| 87341F-12-12 | 3/4" | 20 | 12 | 76.3 | 38.1 | 31.7 | 28.9 | 6.73 |
| 87341F-16-12 | 1" | 20 | 12 | 76.3 | 44.4 | 38 | 28.9 | 8 |
| 87341F-16-16 | 1" | 25 | 16 | 83.9 | 44.4 | 38 | 29.7 | 8 |
| 87341F-16-20 | 1" | 32 | 20 | 94.5 | 44.4/46.5 | 38 | 33.8 | 8 |
| 87341F-20-16 | 1 1/4" | 25 | 16 | 85.2 | 50.8 | 43 | 29.7 | 8 |
| 87341F-20-20 | 1 1/4" | 32 | 20 | 94.5 | 50.8/52.9 | 43 | 33.8 | 8 |
| 87341F-24-20 | 1 1/2" | 32 | 20 | 95.9 | 60.3/62.4 | 50 | 35.2 | 8 |
| 87341F-24-24 | 1 1/2" | 40 | 24 | 109.9 | 60.3/63.3 | 50 | 39.1 | 8 |
| 87341F-32-24 | 2" | 40 | 24 | 109.9 | 71.4/74.4 | 62 | 39.1 | 9.53 |
| 87341F-32-32 | 2" | 50 | 32 | 129.3 | 71.4/74.8 | 62 | 46.3 | 9.53 |



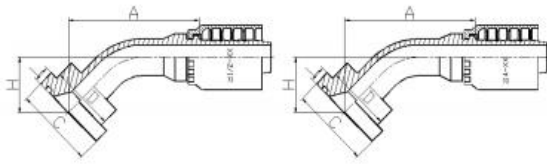
87391F
90°SAE 法兰 3000 psi
90°SAE Flange 3000 PSI

| 代号 PART NO. | 法兰型号 FLANGE SIZE | 胶管 HOSE BORE | | 尺寸 DIMENSIONS | | | | |
|--------------|---------------------|--------------|--------|---------------|------|------|-------|------|
| | | 公称内径DN | 标号DASH | A | C | D | H | L |
| 87391F-08-08 | 1/2" | 12 | 08 | 41 | 30.2 | 24 | 47 | 6.73 |
| 87391F-12-08 | 3/4" | 12 | 08 | 41 | 38.1 | 31.7 | 48 | 6.73 |
| 87391F-12-10 | 3/4" | 16 | 10 | 56 | 38.1 | 31.7 | 52.5 | 6.73 |
| 87391F-12-12 | 3/4" | 20 | 12 | 66.2 | 38.1 | 31.7 | 62 | 6.73 |
| 87391F-12-16 | 3/4" | 25 | 16 | 76.7 | 38.1 | 31.7 | 67.5 | 6.73 |
| 87391F-16-12 | 1" | 20 | 12 | 65.5 | 44.4 | 38 | 62 | 8 |
| 87391F-16-16 | 1" | 25 | 16 | 76.7 | 44.4 | 38 | 67.5 | 8 |
| 87391F-16-20 | 1" | 32 | 20 | 91.5/93.6 | 44.4 | 38 | 78.5 | 8 |
| 87391F-20-16 | 1 1/4" | 25 | 16 | 76.7 | 50.8 | 43 | 67.5 | 8 |
| 87391F-20-20 | 1 1/4" | 32 | 20 | 91.5/93.6 | 50.8 | 43 | 78.5 | 8 |
| 87391F-20-24 | 1 1/4" | 40 | 24 | 107/110 | 50.8 | 43 | 78.5 | 8 |
| 87391F-24-20 | 1 1/2" | 32 | 20 | 91.5/93.6 | 60.3 | 50 | 80.5 | 8 |
| 87391F-24-24 | 1 1/2" | 40 | 24 | 109.4/112.4 | 60.3 | 50 | 94 | 8 |
| 87391F-32-24 | 2" | 40 | 24 | 109.4/112.4 | 71.4 | 62 | 94 | 9.53 |
| 87391F-32-32 | 2" | 50 | 32 | 131.8/135.2 | 71.4 | 62 | 114.3 | 9.53 |
| 87391F-40-32 | 2 1/2" | 50 | 32 | 131.8/135.2 | 84.1 | 74 | 116.3 | 9.53 |



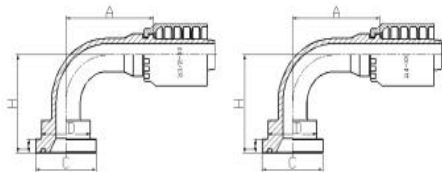
87611F
SAE 法兰 6000 psi
SAE Flange 6000 PSI

| 代号 PART NO. | 法兰型号 FLANGE SIZE | 胶管 HOSE BORE | | 尺寸 DIMENSIONS | | | |
|--------------|---------------------|--------------|--------|---------------|------|----|-------|
| | | 公称内径DN | 标号DASH | A | C | D | L |
| 87611F-08-08 | 1/2" | 12 | 08 | 47 | 31.7 | 24 | 7.75 |
| 87611F-12-10 | 3/4" | 16 | 10 | 50.5 | 41.3 | 32 | 8.76 |
| 87611F-12-12 | 3/4" | 20 | 12 | 51 | 41.3 | 32 | 8.76 |
| 87611F-16-12 | 1" | 20 | 12 | 56 | 47.6 | 38 | 9.53 |
| 87611F-16-16 | 1" | 25 | 16 | 57 | 47.6 | 38 | 9.53 |
| 87611F-16-20 | 1" | 32 | 20 | 61/63.1 | 47.6 | 38 | 9.53 |
| 87611F-20-16 | 1 1/4" | 25 | 16 | 65 | 54 | 44 | 10.29 |
| 87611F-20-20 | 1 1/4" | 32 | 20 | 66/68.1 | 54 | 44 | 10.29 |
| 87611F-24-20 | 1 1/2" | 32 | 20 | 75/77.1 | 63.5 | 51 | 12.57 |
| 87611F-24-24 | 1 1/2" | 40 | 24 | 75/78 | 63.5 | 51 | 12.57 |
| 87611F-32-24 | 2" | 40 | 24 | 85/88 | 79.4 | 67 | 12.57 |
| 87611F-32-32 | 2" | 50 | 32 | 85/88.4 | 79.4 | 67 | 12.57 |



87641F
45°SAE 法兰 6000 psi
45°SAE Flange 6000 PSI

| 代号 PART NO. | 法兰型号 FLANGE SIZE | 胶管 HOSE BORE | | 尺寸 DIMENSIONS | | | | |
|--------------|---------------------|--------------|--------|---------------|------|----|------|-------|
| | | 公称内径DN | 标号DASH | A | C | D | H | L |
| 87641F-08-08 | 1/2" | 12 | 08 | 58.9 | 31.7 | 24 | 24 | 7.75 |
| 87641F-08-12 | 1/2" | 20 | 12 | 77 | 31.7 | 24 | 29.6 | 7.75 |
| 87641F-12-10 | 3/4" | 16 | 10 | 72.5 | 41.3 | 32 | 28.2 | 8.76 |
| 87641F-12-12 | 3/4" | 20 | 12 | 79.2 | 41.3 | 32 | 31.8 | 8.76 |
| 87641F-16-16 | 1" | 25 | 16 | 88.9 | 47.6 | 38 | 34.7 | 9.53 |
| 87641F-20-20 | 1 1/4" | 32 | 20 | 102.3/104.4 | 54 | 44 | 41.5 | 10.29 |
| 87641F-24-20 | 1 1/2" | 32 | 20 | 105.8/107.9 | 63.5 | 51 | 45.1 | 12.57 |
| 87641F-24-24 | 1 1/2" | 40 | 24 | 119.8/122.8 | 63.5 | 51 | 49 | 12.57 |
| 87641F-32-24 | 2" | 40 | 24 | 125.4/128.4 | 79.4 | 67 | 54.7 | 12.57 |
| 87641F-32-32 | 2" | 50 | 32 | 144.8/148.2 | 79.4 | 67 | 61.9 | 12.57 |



87691F
90°SAE 法兰 6000 psi
90°SAE Flange 6000 PSI

| 代号 PART NO. | 法兰型号 FLANGE SIZE | 胶管 HOSE BORE | | 尺寸 DIMENSIONS | | | | |
|--------------|---------------------|--------------|--------|---------------|------|----|-------|-------|
| | | 公称内径DN | 标号DASH | A | C | D | H | L |
| 87691F-08-08 | 1/2" | 12 | 08 | 41 | 31.7 | 24 | 48 | 7.75 |
| 87691F-12-10 | 3/4" | 16 | 10 | 56 | 41.3 | 32 | 56.5 | 8.76 |
| 87691F-12-12 | 3/4" | 20 | 12 | 65.5 | 41.3 | 32 | 66 | 8.76 |
| 87691F-16-12 | 1" | 20 | 12 | 65.5 | 47.6 | 38 | 69 | 9.53 |
| 87691F-16-16 | 1" | 25 | 16 | 76.7 | 47.6 | 38 | 74.5 | 9.53 |
| 87691F-16-20 | 1" | 32 | 20 | 91.5/93.6 | 47.6 | 38 | 85.5 | 9.53 |
| 87691F-20-16 | 1 1/4" | 25 | 16 | 76.7 | 54 | 44 | 78.5 | 10.29 |
| 87691F-20-20 | 1 1/4" | 32 | 20 | 91.5/93.6 | 54 | 44 | 89.5 | 10.29 |
| 87691F-24-20 | 1 1/2" | 32 | 20 | 91.5/93.6 | 63.5 | 51 | 94.5 | 12.57 |
| 87691F-24-24 | 1 1/2" | 40 | 24 | 109.4/112.4 | 63.5 | 51 | 108 | 12.57 |
| 87691F-32-24 | 2" | 40 | 24 | 109.4/112.4 | 79.4 | 67 | 116 | 12.57 |
| 87691F-32-32 | 2" | 50 | 32 | 131.8/135.2 | 79.4 | 67 | 136.3 | 12.57 |